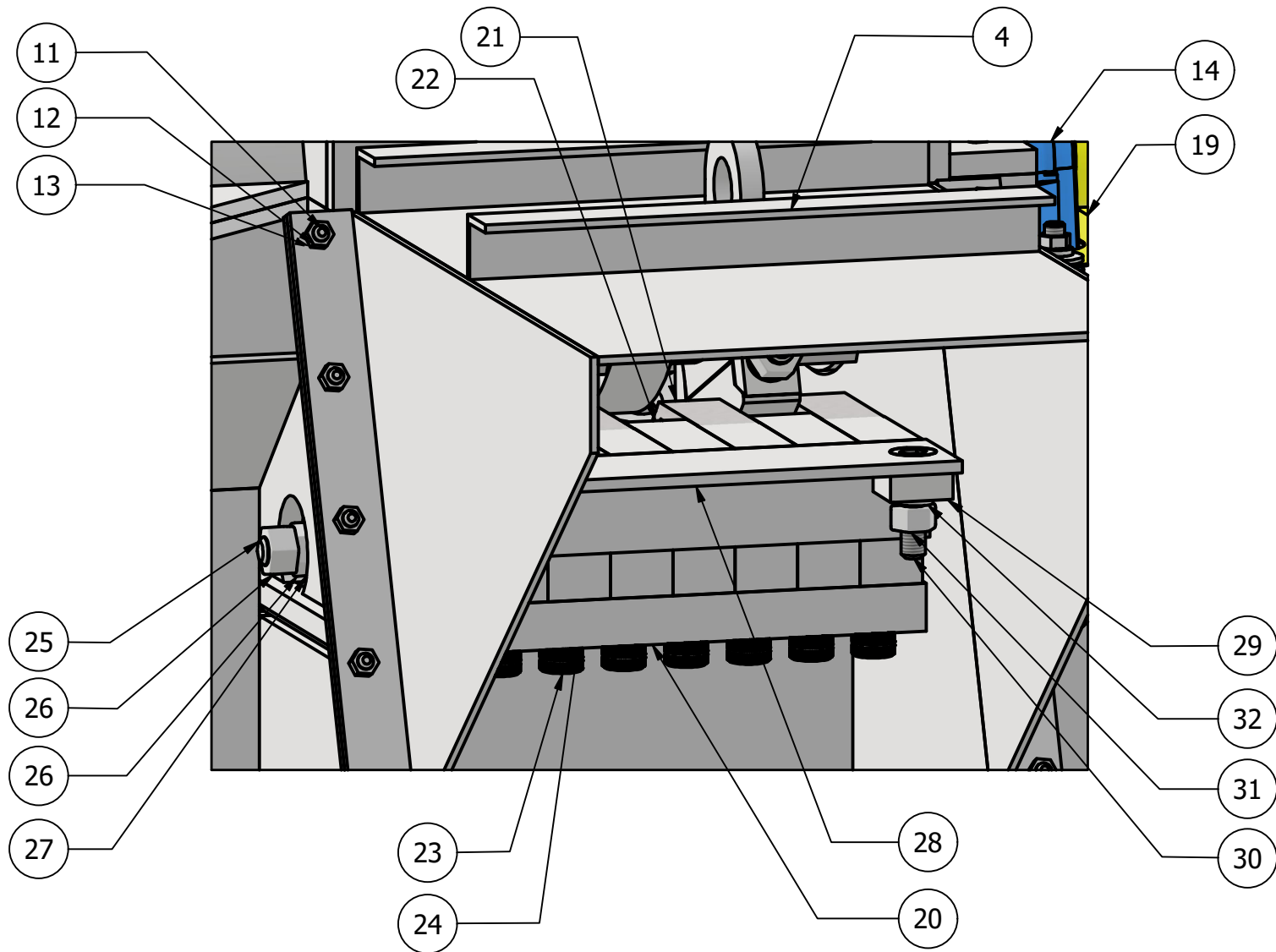
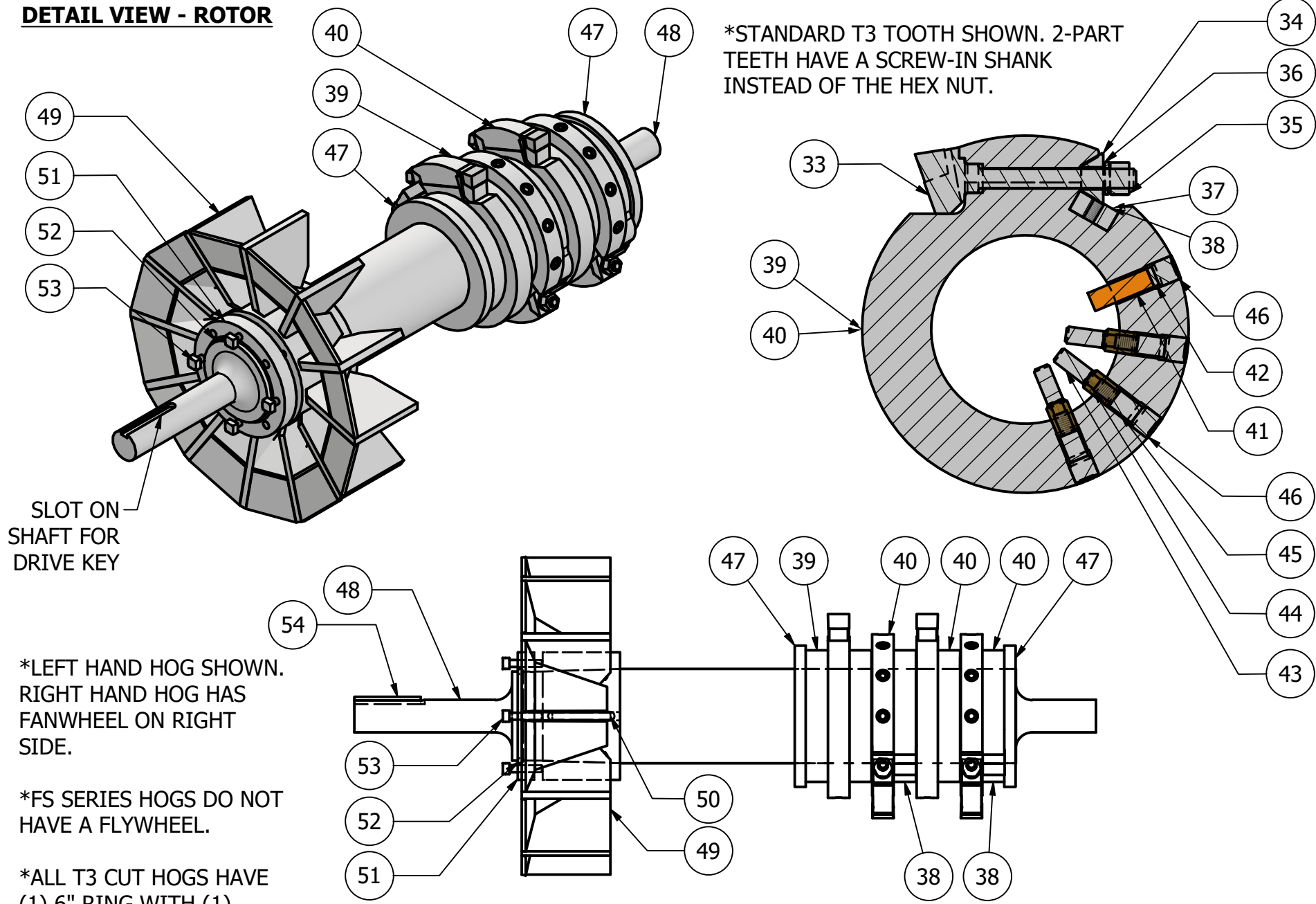


DETAIL VIEW - ANVIL RACK



DETAIL VIEW - ROTOR

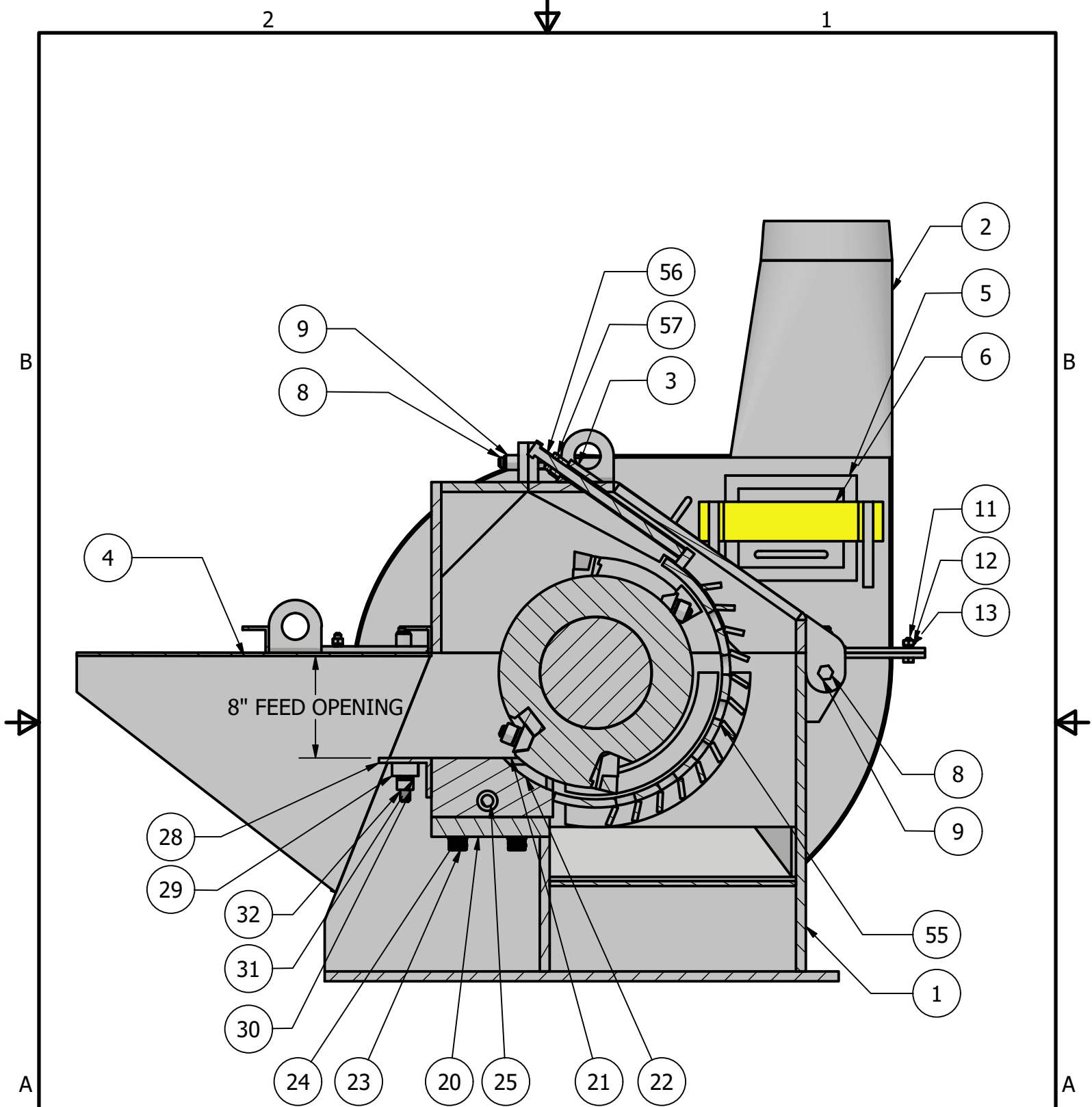


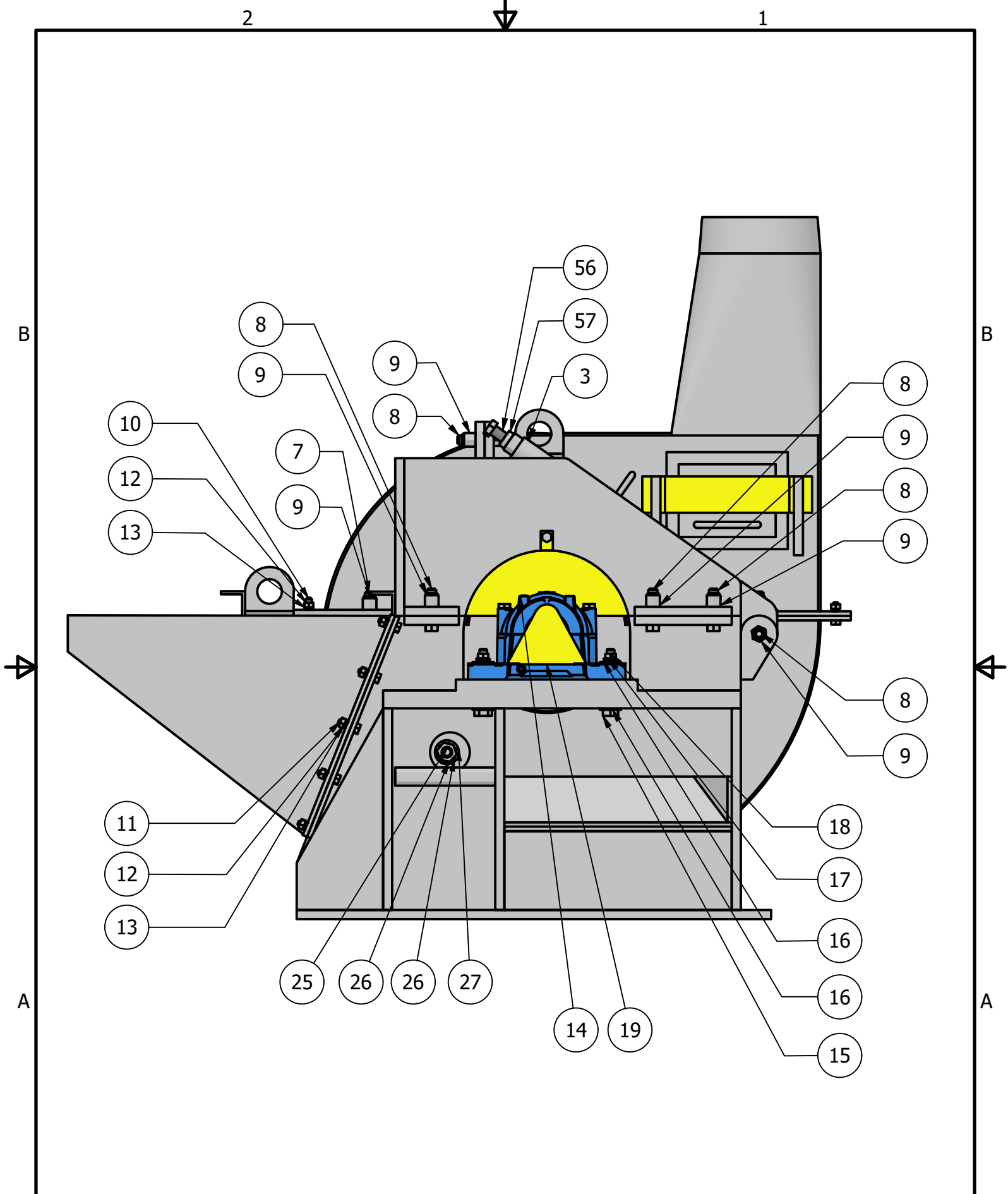
*STANDARD T3 TOOTH SHOWN. 2-PART TEETH HAVE A SCREW-IN SHANK INSTEAD OF THE HEX NUT.

*LEFT HAND HOG SHOWN. RIGHT HAND HOG HAS FANWHEEL ON RIGHT SIDE.

*FS SERIES HOGS DO NOT HAVE A FLYWHEEL.

*ALL T3 CUT HOGS HAVE (1) 6" RING WITH (1) 1-1/2" X 6" INSIDE TOOTH. REMAINING RINGS ARE 4" RINGS WITH 1-1/2" X 4" INSIDE TEETH.







MONTGOMERY INDUSTRIES INTERNATIONAL

Phone: 904-355-5671

2017 Thelma Street PO Box 3687

Jacksonville, Florida 32206

MATERIAL LIST 23-58.24


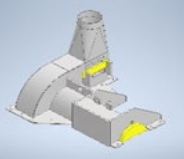

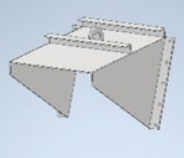


Refer to Serial Number and Order by Part Number and Description

CUSTOMER:

GENERIC PARTS LIST - REFERENCE THE PARTS LIST FOR YOUR SERIAL NUMBER FOR MACHINE-SPECIFIC INFORMATION AND PART QUANTITIES




REFERENCE	QTY	PART NUMBER	DESCRIPTION	THUMBNAIL	NOTES
-----------	-----	-------------	-------------	-----------	-------












HOG HOUSING

1	1	367-14913-10 367-14913-18 367-15855	FS30-HZF Lower Housing		Part number dependent upon hog size & blowpipe size
2	1	367-14927	FS30-HZF Upper Housing		Part number dependent upon hog size & blowpipe size
3	1	363-05848	Rear Door for FS-HZF & HD-HZF Hogs		
4	1	368-05850	Feed Chute for Horizontal Hogs		
5	1	363-17855	Inspection Door for FS30-HZF		Hogs with #30 fans have a special smaller size inspection door
6	1	363-17856	Locking Bar for FS30-HZF Inspection Door		Hogs with #30 fans have a special smaller size inspection door











7	2	151-07507	3/4" X 2-1/2" Hex Head Cap Screw		Secures Upper Housing to Lower Housing on transition flanges
8	7	151-07509	3/4" X 3" Hex Head Cap Screw		(2) - Secures Rear Door to Lower Housing (Pivot Hinges)
					(2) - Secures Rear Door to Upper Housing
					(3) - Secures Upper Housing to Lower Housing
9	9	152-07502-09	3/4" Nylon Insert Hex Nut		(2) - Secures Rear Door to Lower Housing (Pivot Hinges)
					(2) - Secures Rear Door to Upper Housing
					(5) - Secures Upper Housing to Lower Housing
10	1	151-05007	1/2" X 2" Hex Head Cap Screw		Secures Upper Housing to Lower Housing on front transition flange next to Fan Housing, Intake Side
11	20	151-05005	1/2" X 1-1/2" Hex Head Cap Screw		(10) Secures Upper Housing to Lower Housing around Fan
					(10) - Secure Feed Chute to Lower Housing
12	21	152-05001	1/2" Hex Nut		(11) Secures Upper Housing to Lower Housing around Fan
					(10) - Secure Feed Chute to Lower Housing
13	21	153-05002	1/2" Lock Washer		(11) Secures Upper Housing to Lower Housing around Fan
					(10) - Secure Feed Chute to Lower Housing
14	2	181-29301 181-39301	Bearing (Complete)		Typically 2-15/16" for 10" & 18" Hogs & 3-15/16" for 26" Hogs; Consists of 14a - 14c
14a	2	181-29302 181-39302	Pillow Block Housing		
14b	2	181-29303 181-39303	Bearing Unit		
14c	2	181-29304 181-39304	Adapter Assembly		Tapered adapter keeps bearing in correct position on shaft











14d	4	181-29305 181-39305	Oil Seal		Oil seals secure lubrication within bearing housing
14e	1	181-29306 181-39306	Stabilizing Ring		Only installed on Drive Side
15	8	151-06315 151-07519	Hex Head Cap Screw		Secures Bearings to Hog Housing - Dimensions depend on bearing size
16	16	153-06301 153-07501	Flat Washer		Secures Bearings to Hog Housing - Diameter depends on bearing size
17	8	153-06302 153-07502	Lock Washer		Secures Bearings to Hog Housing - Diameter depends on bearing size
18	8	152-06301 152-07501	Hex Nut, Heavy		Secures Bearings to Hog Housing - Diameter depends on bearing size
19	1	299-14774	Shaft Extension Guard Cover for Blo-Hogs		Covers the exposed end of the Hog shaft opposite the drive side

ANVIL RACK ASSEMBLY					
20	1	308-05436	Anvil Plate for Horizontal Hogs		Welded into Hog Lower Housing
21	VARIES	302-05439	Large H Anvil		For use with Standard Cut T3 Teeth
21 (ALTERNATE)	VARIES	302-07157	Large H Cutaway Anvil		For use with Overlapping Cut T3 Teeth





22	VARIES	302-14285	Small H-3 Anvil		
23	VARIES	151-08833	7/8" X 3" Socket Head Cap Screw		(2) per Anvil - Secure Anvils to Anvil Plate
24	VARIES	153-08805	7/8" Flat Washer - SAE Alloy		(2) per Anvil - Secure Anvils to Anvil Plate
25	1	314-06001	Anvil Tie Rod		Runs through Anvils & squeezes them together when tightened
26	4	152-08801-02	7/8" 2H Hex Nut, Heavy		For Anvil Tie Rod
27	2	153-08801	7/8" Flat Washer		For Anvil Tie Rod
28	1	364-05849	Anvil Stop for FS-HZF & HD-HZF Hogs		Helps hold Anvils in position
29	2	364-10324	Anvil Stop Lug		For mounting Anvil Stop to Hog housing
30	2	151-07552	3/4" X 3" Flat Socket Head Cap Screw		For Anvil Stop
31	2	152-07501	3/4" Hex Nut, Heavy		For Anvil Stop
32	2	153-07502	3/4" Lock Washer		For Anvil Stop

ROTOR

33	VARIES	301-03587	T3 Tooth, Standard Cut		For use with regular Anvils
33 (ALTERNATE)	VARIES	301-17297	T3 2-Part Tooth, Standard Cut		For use with regular Anvils
33 (ALTERNATE)	VARIES	301-03588	T3 Tooth, Overlapping Cut		For use with cutaway Anvils
33 (ALTERNATE)	VARIES	301-17298	T3 2-Part Tooth, Overlapping Cut		For use with cutaway Anvils
33 (ALTERNATE)	VARIES	301-14527	T3 Tooth, High Rake, Standard Cut		For use with regular Anvils
33 (ALTERNATE)	VARIES	301-17450	T3 2-Part Tooth, High Rake, Standard Cut		For use with regular Anvils
33 (ALTERNATE)	VARIES	301-14680	T3 Tooth, High Rake, Overlapping Cut		For use with cutaway Anvils
33 (ALTERNATE)	VARIES	301-17451	T3 2-Part Tooth, High Rake, Overlapping Cut		For use with cutaway Anvils
34	VARIES	310-03933	HD Wedge		Secures Inside Teeth Underneath T3 Teeth
35	VARIES	152-08801-02	7/8" 2H Hex Nut, Heavy		For T3 Tooth

35 (ALTERNATE)	VARIES	151-08818	7/8" NC X 7" Hex Head Cap Screw, Grade 5		For T3 2-Part Tooth
36	VARIES	153-08802	7/8" Lock Washer		For T3 Tooth
37	1	301-03583	1-1/2" X 6" Inside Tooth		For 6" HD-GM Ring
38	VARIES	301-03582	1-1/2" X 4" Inside Tooth		For 4" HD-GM Rings
39	1	304-03554	6" HD-GM Ring		
40	VARIES	304-03555	4" HD-GM Ring		
41	VARIES	330-03930	Oil Cylinder - 1" Dia. X 2-9/16" Long		(1) Per Ring
42	VARIES	311-03935	Spacer - 7/8" X 1/4" (Oil Cylinder, HD-GM)		(1) Per Ring
43	VARIES	151-07565	3/4" NC X 1-3/4" Socket Set Screw		(3) Per Ring - Helps back out Shear Pins when they have been sheared
44	VARIES	154-03759-6	Bronze Shear Pin		(3) Per Ring
45	VARIES	311-03936	Spacer - 7/8" X 1-1/4" (Shear Pin, HD-GM)		(3) Per Ring

46	VARIES	151-11355	1-1/8" NF X 1" Socket Set Screw		(4) Per Ring
47	2	307-03023	End Flange for FS & HD Hogs		Welded to outermost rings on Hog Rotor - provide location for balance weights
48	1	305-14929-10 305-14929-18 305-15853	FS Blo-Hog Shaft		
49	1	293-00030-09	#30 Blo-Hog Fanwheel		All FS Blo-Hogs use size #30 fans
50	1	329-03888	Key for Blo-Hog Fanwheel, 1/2" X 3/4" X 6"		Secures Fanwheel to Hog Shaft
51	1	307-03026	Blo-Hog Flywheel Retaining Flange		Helps secure Fanwheel to Hog Shaft (No Flywheels on FS Hogs)
52	1	329-03027	Split Retaining Ring for Blo-Hogs		For Flywheel Retaining Flange
53	4	151-06376	5/8" NC X 3" Square Head Set Screw		Tightens down Flywheel Retaining Ring to Fanwheel
54	1	329-03883 329-03884	Key for Connecting Drive Components to Hog Shaft		Dimensions depend on bearing size

SCREEN					
55	1	362-14286	Screen for FS-HZF & HD-HZF Hogs		Reordering criteria: -Hole size -Clearance (Standard/Non-standard) -Baffles/No baffles -Plate Thickness (Standard/Non-standard)
55 (ALTERNATE)	1	362-05829	Old Style Screen for FS-HZF & HD-HZF Hogs (Serial Numbers < 1912)		Reordering criteria: -Hole size -Clearance (Standard/Non-standard) -Baffles/No baffles -Plate Thickness (Standard/Non-standard)
56	VARIES	362-14608	FS-HZF & HD-HZF Screen Hold Down Bolt		Runs through Rear Door & tightens down Screen; 10" Hogs have (1) Screen Hold Down Bolt. All other sizes have (2).
57	VARIES	152-08804	7/8" Jam Nut		For Screen Hold Down Bolts