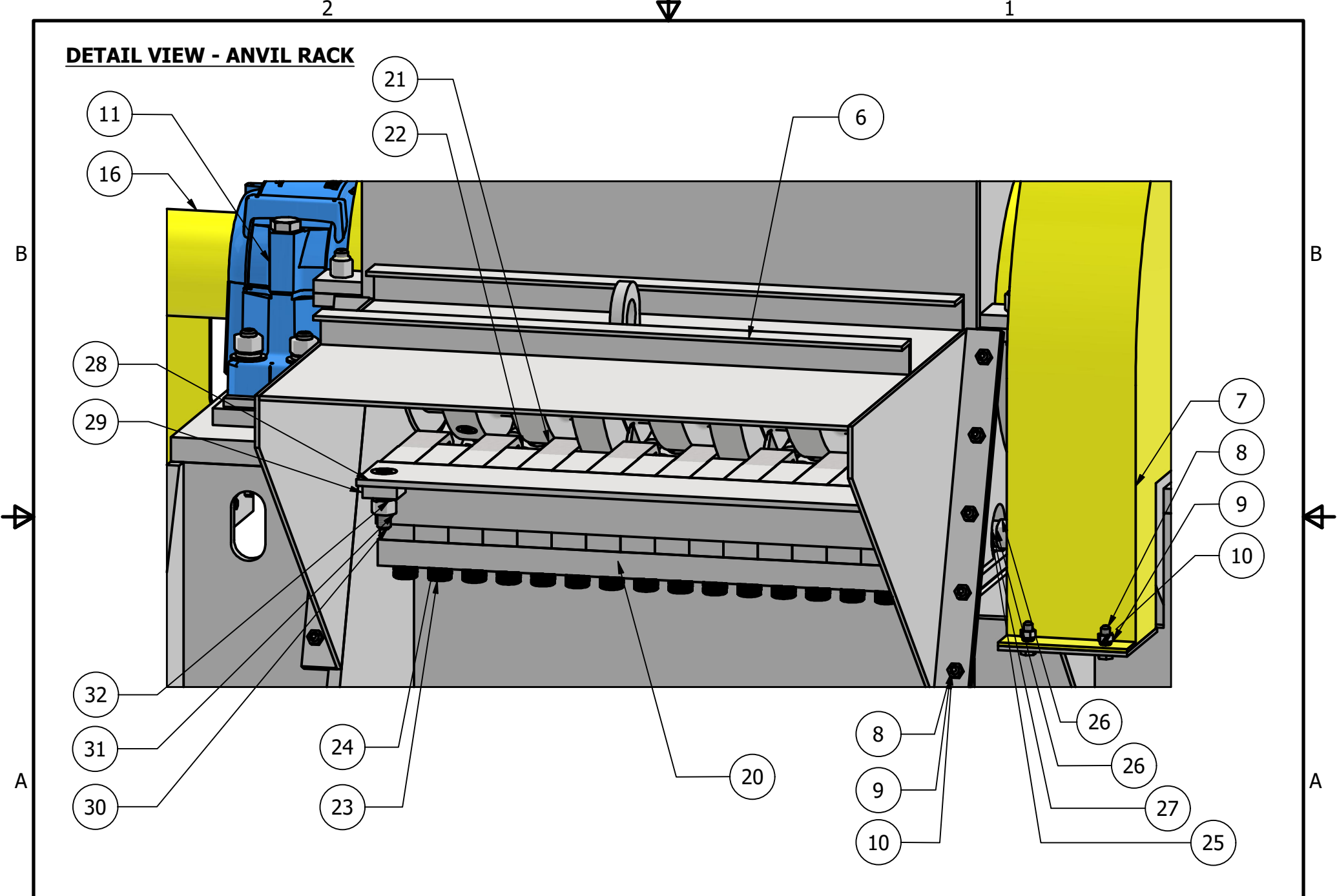



 2017 Thelma Street | PO Box 3687
 Jacksonville, Florida 32206 USA
 Phone: (904) 355-5671
www.montgomeryindustries.com

EQUIPMENT:		PM-HZF BD	
MATERIAL LIST:		23-37.24	PAGE 1 OF 5

DETAIL VIEW - ANVIL RACK

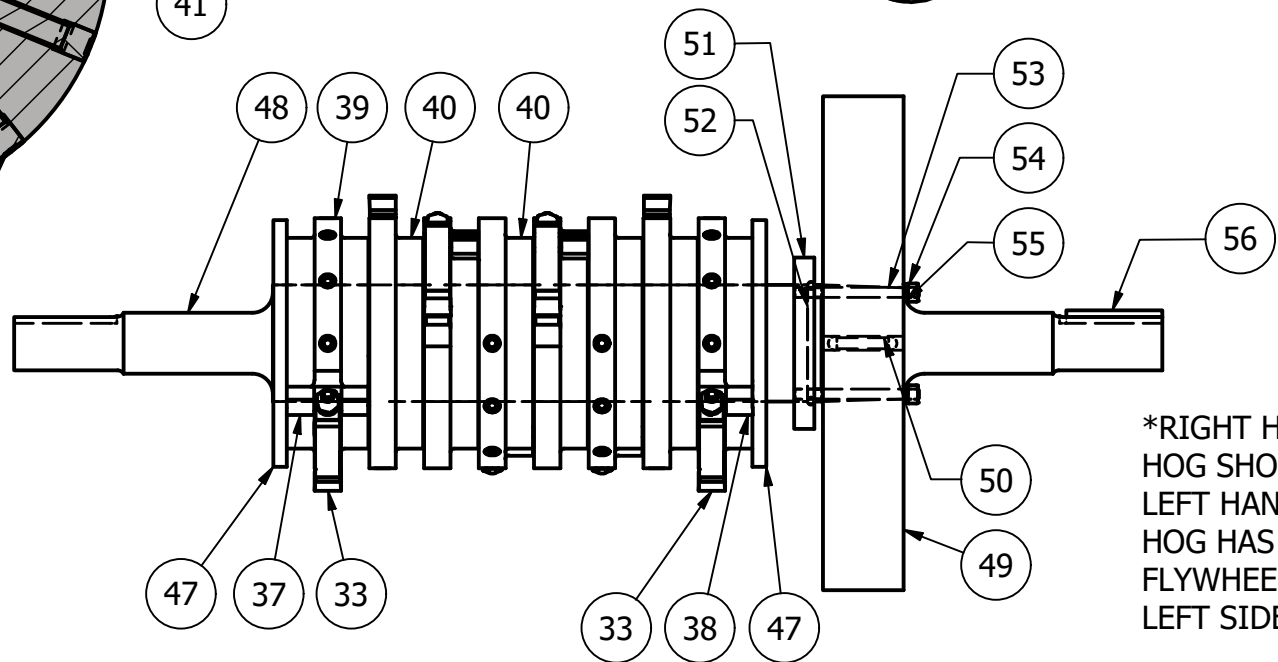
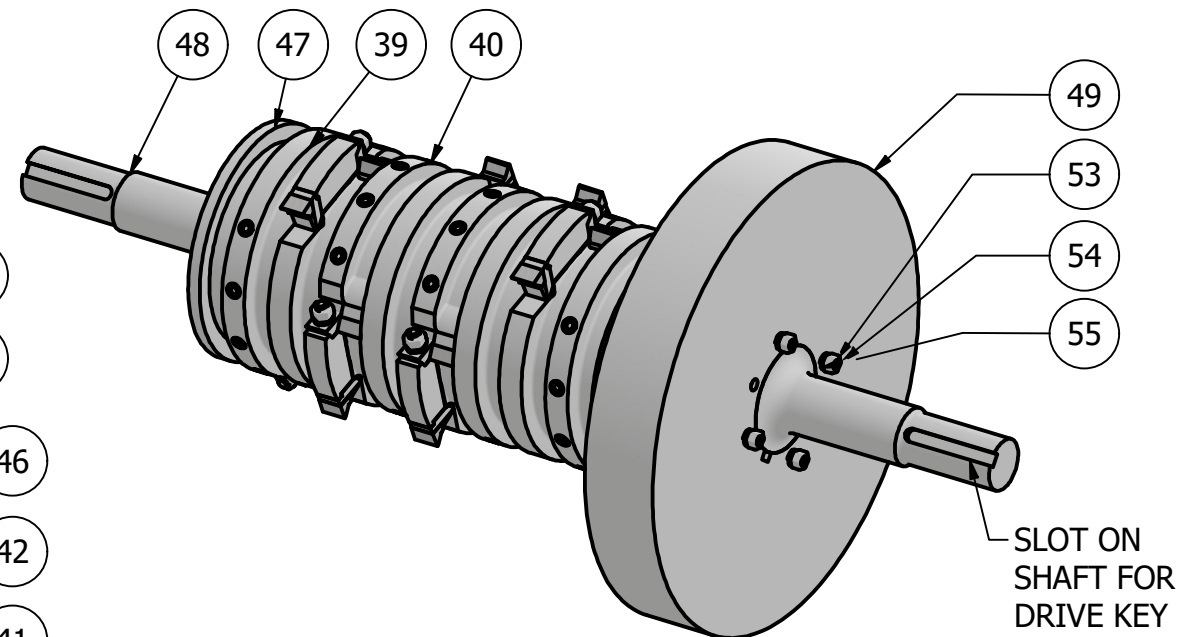
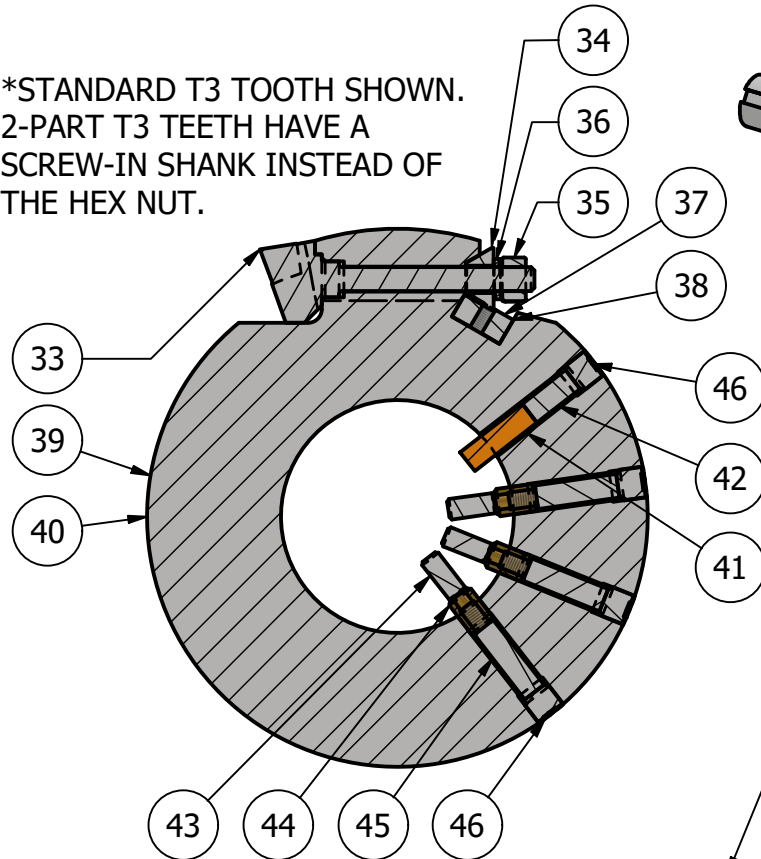



MONTGOMERY
 INDUSTRIES INTERNATIONAL
 2017 Thelma Street | PO Box 3687
 Jacksonville, Florida 32206 USA
 Phone: (904) 355-5671
 www.montgomeryindustries.com

EQUIPMENT:	PM-HZF BD	
MATERIAL LIST:	23-37.24	PAGE 2 OF 5

DETAIL VIEW - ROTOR

*STANDARD T3 TOOTH SHOWN.
2-PART T3 TEETH HAVE A
SCREW-IN SHANK INSTEAD OF
THE HEX NUT.



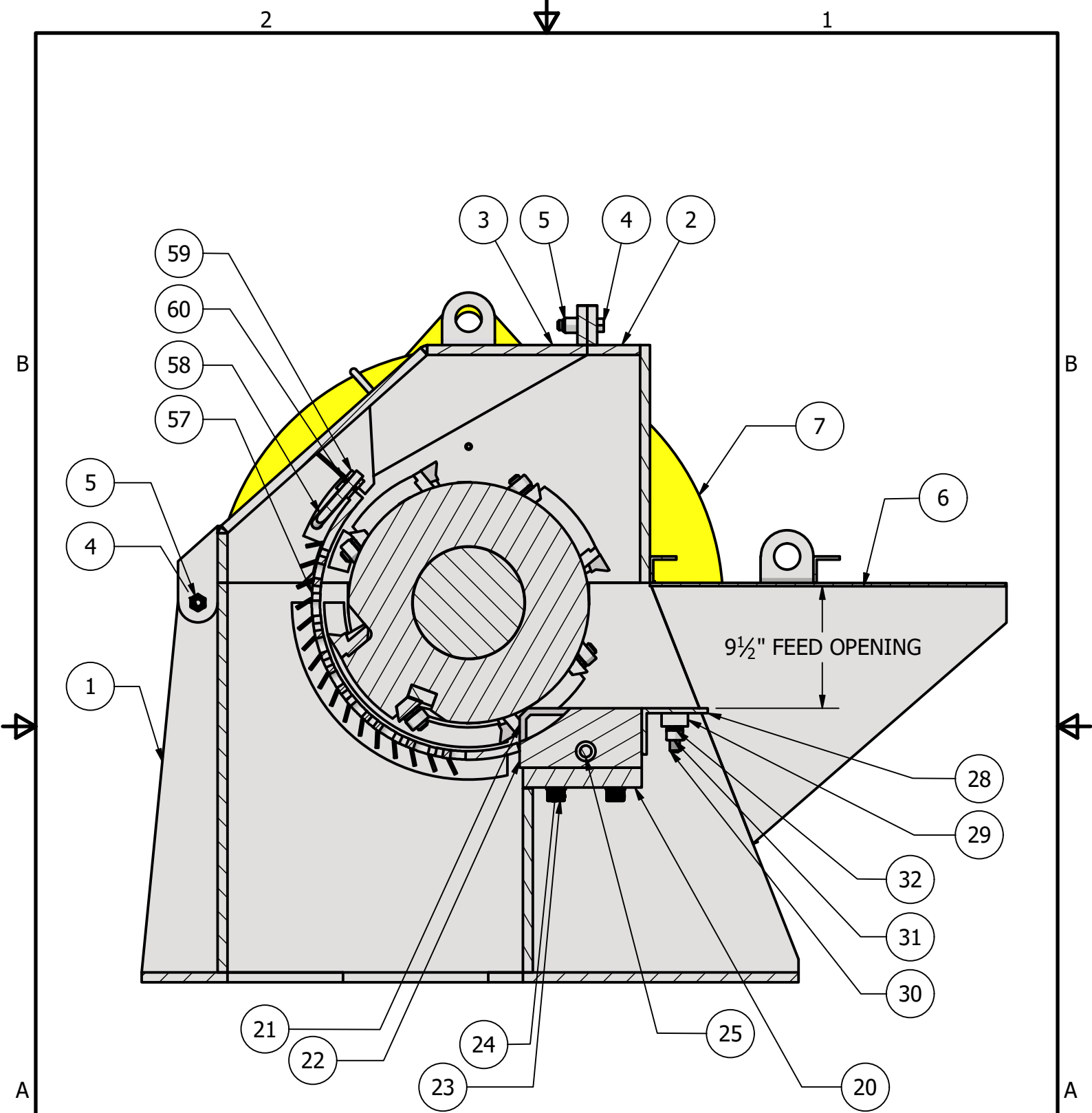
*ALL T3 CUT HOGS
HAVE (1) 6" RING
WITH (1) 1-1/2" X
6" INSIDE TOOTH.
REMAINING RINGS
ARE 4" RINGS
WITH 1-1/2" X 4"
INSIDE TEETH.

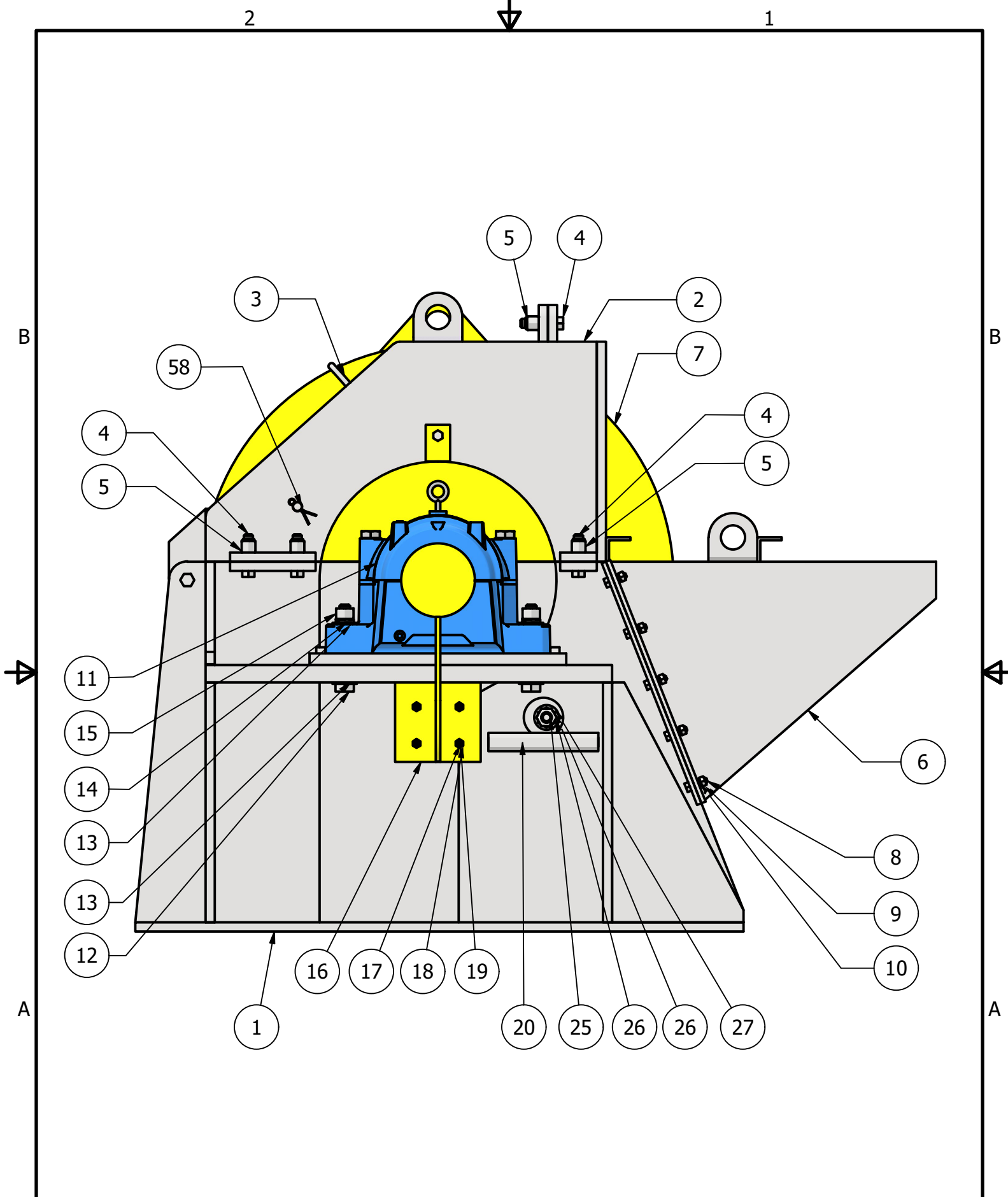
*RIGHT HAND
HOG SHOWN.
LEFT HAND
HOG HAS
FLYWHEEL ON
LEFT SIDE.

MONTGOMERY
INDUSTRIES INTERNATIONAL

2017 Thelma Street | PO Box 3687
Jacksonville, Florida 32206 USA
Phone: (904) 355-5671
www.montgomeryindustries.com

EQUIPMENT:		PM-HZF BD	
MATERIAL LIST:		23-37.24	PAGE 3 OF 5







MONTGOMERY INDUSTRIES INTERNATIONAL

Phone: 904-355-5671
 2017 Thelma Street | PO Box 3687
 Jacksonville, Florida 32206

MATERIAL LIST 23-37.24


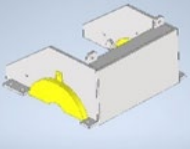



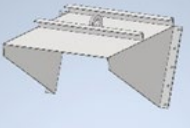
Refer to Serial Number and Order by Part Number and Description









CUSTOMER:










GENERIC PARTS LIST - REFERENCE THE PARTS LIST FOR YOUR SERIAL NUMBER FOR MACHINE-SPECIFIC INFORMATION AND PART QUANTITIES

REFERENCE	QTY	PART NUMBER	DESCRIPTION	THUMBNAIL	NOTES
-----------	-----	-------------	-------------	-----------	-------






HOG HOUSING

1	1	367-11171	PM-HZF BD Lower Housing		Dimensions depend upon hog size, hog orientation, and bearing size
2	1	367-09411	PM-HZF Upper Housing		
3	1	363-09414	PM-HZF Rear Door		
4	VARIABLES	151-07509	3/4" X 3" Hex Head Cap Screw		(2) - Secures Rear Door to Lower Housing (Pivot Hinges) (VARIABLES) - Secures Rear Door to Upper Housing (6) - Secures Upper Housing to Lower Housing
5	VARIABLES	152-07502-09	3/4" Nylon Insert Hex Nut		(2) - Secures Rear Door to Lower Housing (Pivot Hinges) (VARIABLES) - Secures Rear Door to Upper Housing (6) - Secures Upper Housing to Lower Housing
6	1	368-05850	Feed Chute for Horizontal Hogs		

7	1	299-10370	PM-HZF Flywheel Cover		
8	14	151-05005	1/2" X 1-1/2" Hex Head Cap Screw		(4) - Secures Flywheel Cover to Lower Housing (10) - Secures Feed Chute to Lower Housing
9	14	152-05001	1/2" Hex Nut		(4) - Secures Flywheel Cover to Lower Housing (10) - Secures Feed Chute to Lower Housing
10	14	153-05002	1/2" Lock Washer		(4) - Secures Flywheel Cover to Lower Housing (10) - Secures Feed Chute to Lower Housing
11	2	181-44301 181-54301	Bearing (Complete)		Typically 4-7/16" or 5-7/16"; Consists of 11a - 11e
11a	2	181-44302 181-54302	Pillow Block Housing		
11b	2	181-44303 181-54303	Bearing Unit		
11c	2	181-44304 181-54304	Adapter Assembly		Tapered adapter keeps bearing in correct position on shaft
11d	4	181-44305 181-54305	Oil Seal		Oil seals secure lubrication within bearing housing
11e	1	181-44306 181-54306	Stabilizing Ring		Only installed on Drive Side
12	8	151-08816	7/8" X 6-1/2" Hex Head Cap Screw		Secures 4-7/16" Bearings to Hog Housing







12 (ALTERNATE)	8	151-10017	1" X 7" Hex Head Cap Screw		Secures 5-7/16" Bearings to Hog Housing
13	16	153-08801	7/8" Flat Washer		Secures 4-7/16" Bearings to Hog Housing
13 (ALTERNATE)	16	153-10001	1" Flat Washer		Secures 5-7/16" Bearings to Hog Housing
14	8	153-08802	7/8" Lock Washer		Secures 4-7/16" Bearings to Hog Housing
14 (ALTERNATE)	8	153-10002	1" Lock Washer		Secures 5-7/16" Bearings to Hog Housing
15	8	152-08801-02	7/8" 2H Hex Nut, Heavy		Secures 4-7/16" Bearings to Hog Housing
15 (ALTERNATE)	8	152-10001	1" Hex Nut, Heavy		Secures 5-7/16" Bearings to Hog Housing
16	1	299-00305	Shaft Extension Guard Cover		Covers the exposed end of the Hog shaft opposite the drive side
17	4	151-03807	3/8" X 1-1/2" Hex Head Cap Screw		Secures Shaft Extension Guard Cover to Lower Housing
18	4	152-03801	3/8" Hex Nut		Secures Shaft Extension Guard Cover to Lower Housing
19	4	153-03802	3/8" Lock Washer		Secures Shaft Extension Guard Cover to Lower Housing












ANVIL RACK ASSEMBLY

20	1	308-05436	Anvil Plate for Horizontal Hogs		Welded into Lower Housing
21	VARIABLES	302-05439	Large H Anvil		For use with Standard Cut T3 Teeth
21 (ALTERNATE)	VARIABLES	302-07157	Large H Cutaway Anvil		For use with Overlapping Cut T3 Teeth
22	VARIABLES	302-14285	Small H-3 Anvil		
23	VARIABLES	151-08833	7/8" X 3" Socket Head Cap Screw		Secure Anvils to Anvil Plate
24	VARIABLES	153-08805	7/8" Flat Washer - SAE Alloy		Secure Anvils to Anvil Plate
25	1	314-06001	Anvil Tie Rod		Runs through Anvils & squeezes them together when tightened
26	4	152-08801	7/8" Hex Nut, Heavy		For Anvil Tie Rod
27	2	153-08801	7/8" Flat Washer		For Anvil Tie Rod
28	1	364-10325	PM-HZF Anvil Stop		Helps hold Anvils in position







29	2	364-10324	Anvil Stop Lug		For mounting Anvil Stop to Hog housing
30	2	151-07552	3/4" X 3" Flat Socket Head Cap Screw		For Anvil Stop
31	2	152-07501	3/4" Hex Nut, Heavy		For Anvil Stop
32	2	153-07502	3/4" Lock Washer		For Anvil Stop





ROTOR

33	VARIES	301-03587	T3 Tooth, Standard Cut		For use with regular Anvils
33 (ALTERNATE)	VARIES	301-17297	T3 2-Part Tooth, Standard Cut		For use with regular Anvils
33 (ALTERNATE)	VARIES	301-03588	T3 Tooth, Overlapping Cut		For use with cutaway Anvils
33 (ALTERNATE)	VARIES	301-17298	T3 2-Part Tooth, Overlapping Cut		For use with cutaway Anvils
33 (ALTERNATE)	VARIES	301-14527	T3 Tooth, High Rake, Standard Cut		For use with regular Anvils
33 (ALTERNATE)	VARIES	301-17450	T3 2-Part Tooth, High Rake, Standard Cut		For use with regular Anvils

33 (ALTERNATE)	VARIES	301-14680	T3 Tooth, High Rake, Overlapping Cut		For use with cutaway Anvils
33 (ALTERNATE)	VARIES	301-17451	T3 2-Part Tooth, High Rake, Overlapping Cut		For use with cutaway Anvils
34	VARIES	310-03933	HD Wedge		Secures Inside Teeth Underneath T3 Teeth
35	VARIES	152-08801-02	7/8" 2H Hex Nut, Heavy		For T3 Tooth
35 (ALTERNATE)	VARIES	151-08818	7/8" NC X 7" Hex Head Cap Screw, Grade 5		For T3 2-Part Tooth
36	VARIES	153-08802	7/8" Lock Washer		For T3 Tooth
37	1	301-03583	1-1/2" X 6" Inside Tooth		For 6" PM-GM Ring
38	VARIES	301-03582	1-1/2" X 4" Inside Tooth		For 4" PM-GM Rings
39	1	304-03588	6" PM-GM Ring		
40	VARIES	304-03559	4" PM-GM Ring		
41	VARIES	330-03930	Oil Cylinder - 7/8" Dia. X 3" Long		(1) Per Ring

42	VARIABLES	311-03941	Spacer - 7/8" X 2" (Oil Cylinder, PM-GM)		(1) Per Ring
43	VARIABLES	151-07565	3/4" NC X 1-3/4" Socket Set Screw		(3) Per Ring - Helps back out Shear Pins when they have been sheared
44	VARIABLES	154-03759-6	Bronze Shear Pin		(3) Per Ring
45	VARIABLES	311-03943	Spacer - 7/8" X 3" (Shear Pin, PM-GM)		(3) Per Ring
46	VARIABLES	151-11355	1-1/8" NF X 1" Socket Set Screw		(4) Per Ring
47	2	307-04530	End Flange for PM Hogs		Welded to outermost rings on Hog Rotor - provide location for balance weights
48	1	305-02001	HD & PM Eat Rite Shaft		
49	1	306-04030	6 X 36 ER Flywheel		Standard Flywheel for most PM-HZF Hogs
49 (ALTERNATE)	1	306-04029	4 X 36 ER Flywheel		For 18" & 26" PM-HZF Hogs with 4-7/16" Bearings
50	1	329-03879	Key for Flywheel, 1" X 1" X 4"		Secures Flywheel to Hog Shaft
51	1	307-04375	ER Flywheel Retaining Flange		Helps secure Flywheel to Hog Shaft

52	1	329-04136	Split Retaining Ring for HD & PM Eat Rite Hogs		For Flywheel Retaining Flange
53	4	314-07595	Flywheel Stud, 3/4" X 9" (6 X 36 Flywheel)		Secures Flywheel to Flywheel Retaining Ring
53 (ALTERNATE)	4	314-07594	Flywheel Stud, 3/4" X 8" (4 X 36 Flywheel)		Secures Flywheel to Flywheel Retaining Ring
54	4	152-07501	3/4" Hex Nut, Heavy		Secures Flywheel to Flywheel Retaining Ring
55	4	153-07502	3/4" Lock Washer		Secures Flywheel to Flywheel Retaining Ring
56	1	329-03878	Key for Shaft, 1" X 1" X 7"		For connecting drive components to Hog Shaft

SCREEN					
57	1	362-14484	PM-HZF Screen		<u>Reordering criteria:</u> -Hole Size -Clearance (Standard/Non-standard) -Baffles/No baffles -Plate Thickness (Standard/Non-Standard)
58	2	362-14485	PM-HZF Screen Hold-Down Bolt		
59	2	152-07501-02	3/4" 2H Hex Nut, Heavy		Secures Screen Hold-Down Bolt to Screen
60	2	153-07502	3/4" Lock Washer		Secures Screen Hold-Down Bolt to Screen