

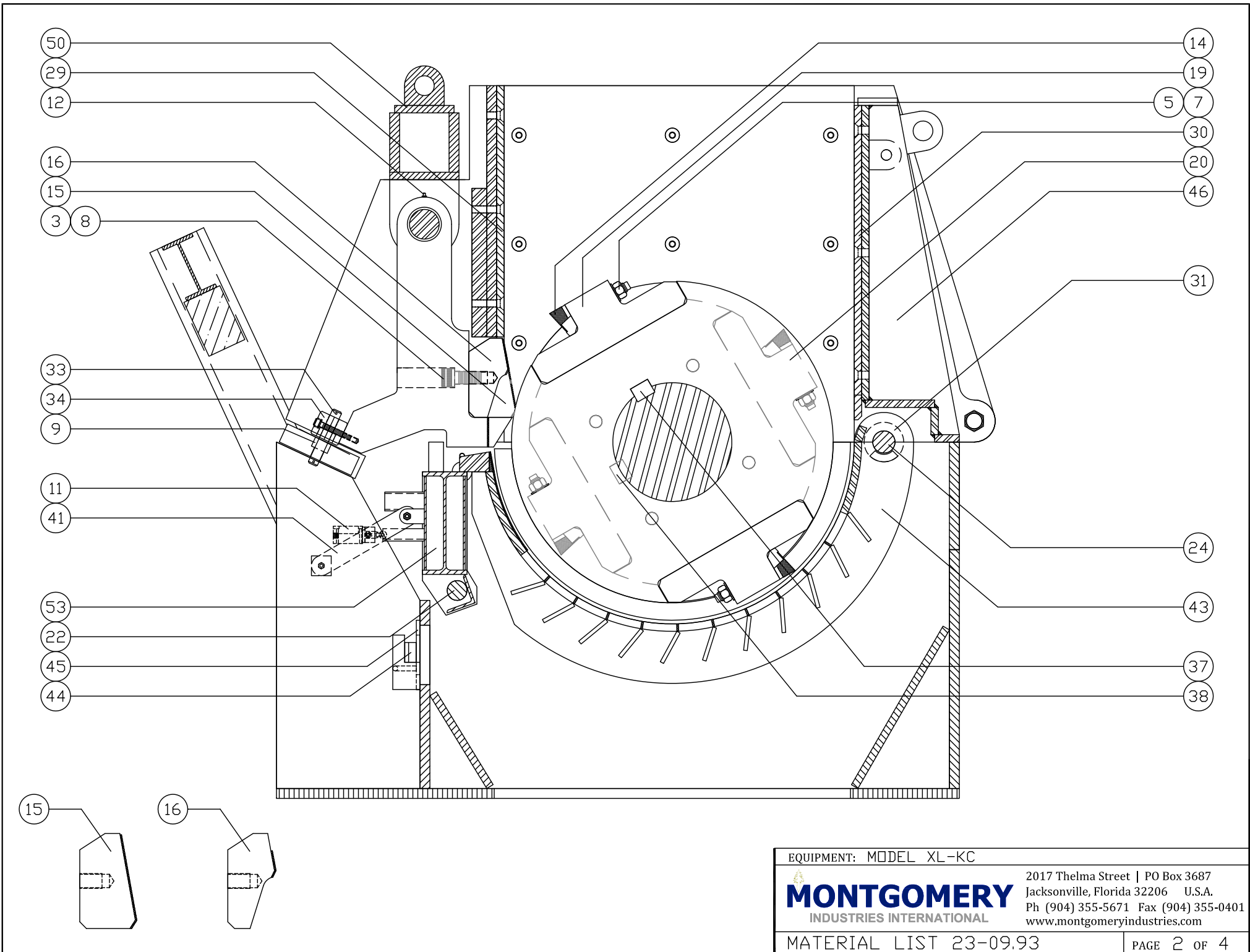
EQUIPMENT: MODEL XL-KC

MONTGOMERY
INDUSTRIES INTERNATIONAL

2017 Thelma Street | PO Box 3687
Jacksonville, Florida 32206 U.S.A.
Ph (904) 355-5671 Fax (904) 355-0401
www.montgomeryindustries.com

MATERIAL LIST 23-09.93

PAGE 1 OF 4



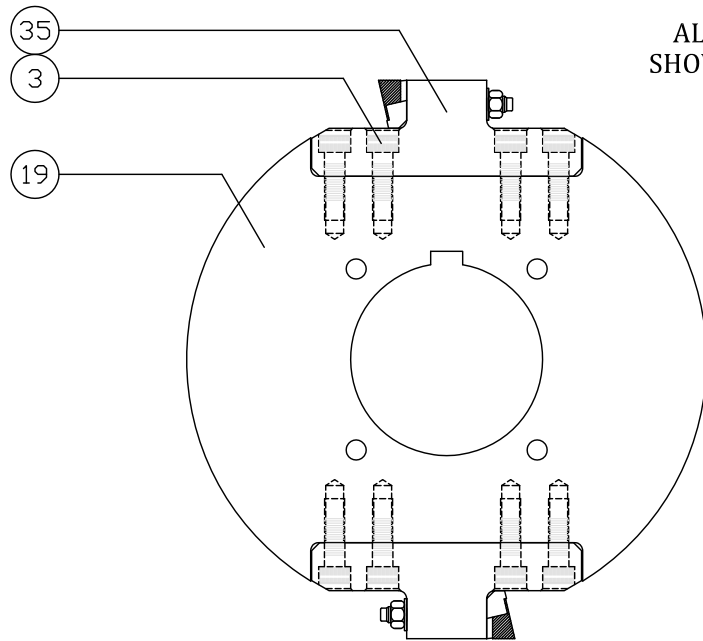
EQUIPMENT: MODEL XL-KC

MONTGOMERY
INDUSTRIES INTERNATIONAL

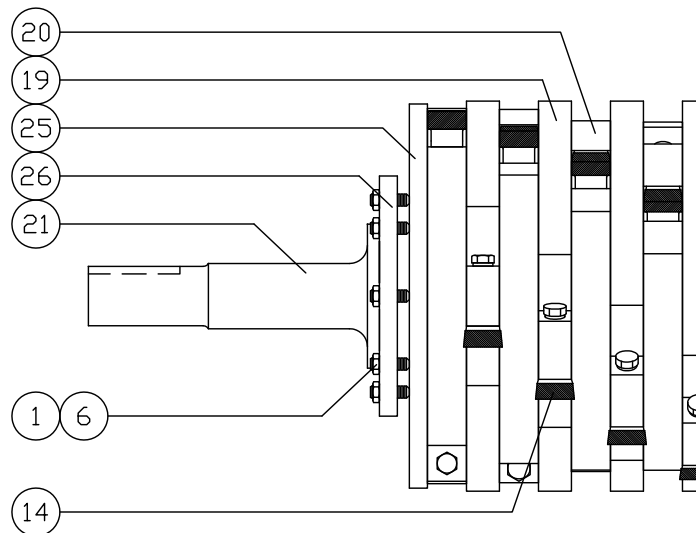
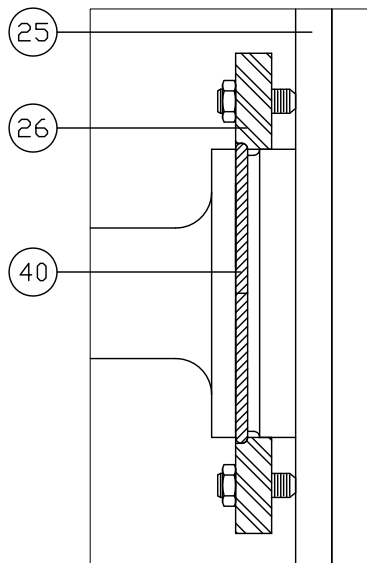
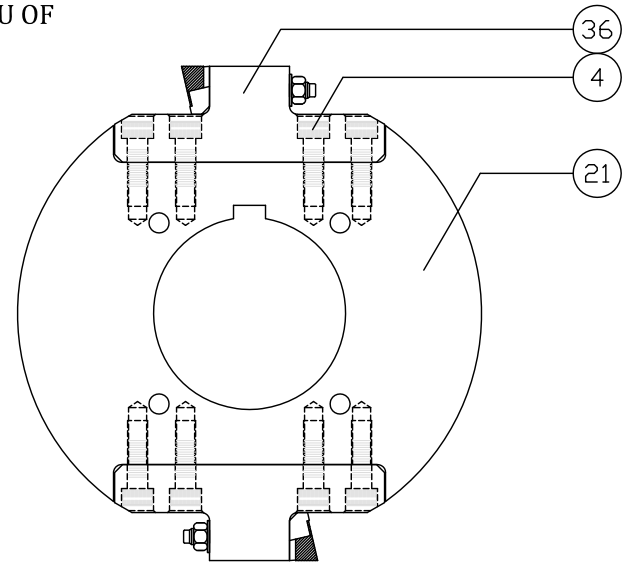
2017 Thelma Street | PO Box 3687
Jacksonville, Florida 32206 U.S.A.
Ph (904) 355-5671 Fax (904) 355-0401
www.montgomeryindustries.com

MATERIAL LIST 23-09.93

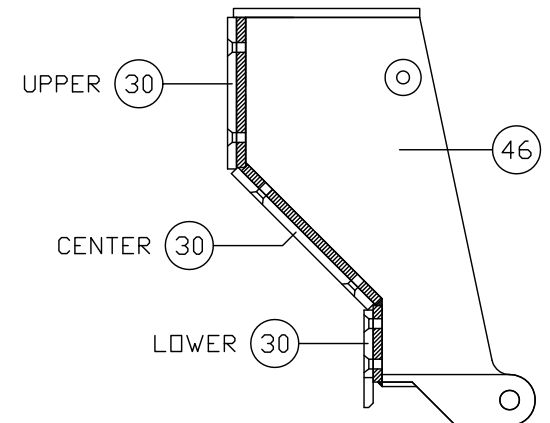
PAGE 2 OF 4



ALTERNATE RING ASSEMBLIES
SHOWING LUG INSERTS IN LIEU OF
FIXED LUG TYPE RINGS.



ALTERNATE DOOR
24" FEED OPENING



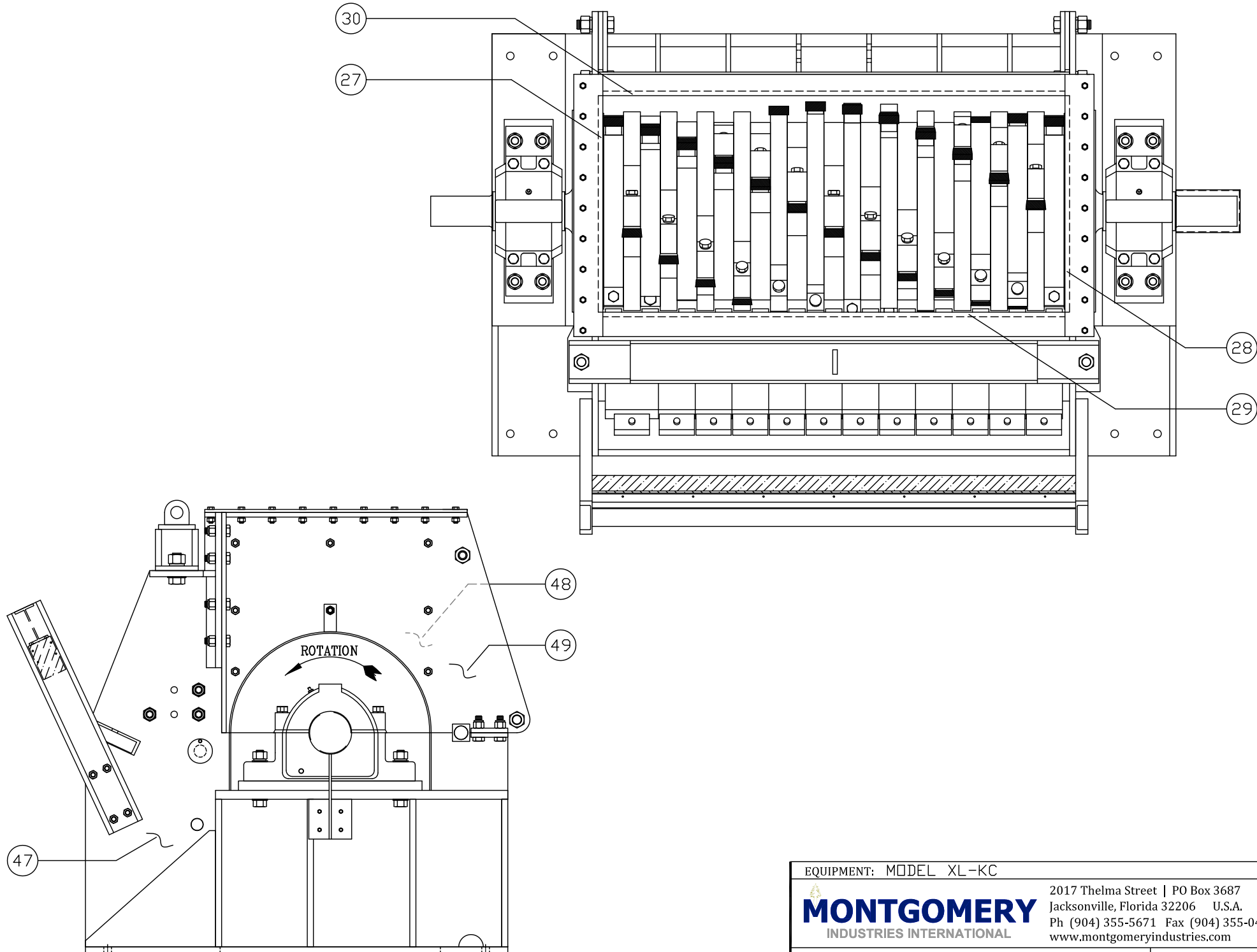
EQUIPMENT: MODEL XL-KC

MONTGOMERY
INDUSTRIES INTERNATIONAL

2017 Thelma Street | PO Box 3687
Jacksonville, Florida 32206 U.S.A.
Ph (904) 355-5671 Fax (904) 355-0401
www.montgomeryindustries.com

MATERIAL LIST 23-09.93

PAGE 3 OF 4



EQUIPMENT: MODEL XL-KC


MONTGOMERY
 INDUSTRIES INTERNATIONAL

2017 Thelma Street | PO Box 3687
 Jacksonville, Florida 32206 U.S.A.
 Ph (904) 355-5671 Fax (904) 355-0401
www.montgomeryindustries.com

MATERIAL LIST 23-09.93

PAGE 4 OF 4

MATERIAL LIST

Material List 23-09-93

Refer to Serial Number and Order by Part Number and Description

Phone: 904-355-5671	Fax: 904-355-0401	MONTGOMERY INDUSTRIES INTERNATIONAL 2017 Thelma Street PO Box 3687 Jacksonville, Florida 32206
------------------------	----------------------	---

**GENERIC PARTS LIST – REFERENCE THE PARTS LIST FOR YOUR SERIAL NUMBER FOR
MACHINE-SPECIFIC INFORMATION AND PART QUANTITIES**

Reference	Qty	Part Number	Description
1	16	151-10063	1" X 3-1/4" Socket Set Screw (End Flange)
2	VARIES	151-12533	1-1/4" X 3" Socket Head Cap Screw (Anvil Points)
3	VARIES	151-12533	1-1/4" X 3" Socket Head Cap Screw (Large Lug Inserts)
4	VARIES	151-12533	1-1/4" X 3" Socket Head Cap Screw (Small Lug Inserts)
5	VARIES	152-10001-02	1" 2H Hex Nut Heavy
<i>Alternate</i>	-	152-10005	1" Lock Nut, Heavy Duty Hex (<i>reference 153-10002</i>)
<i>Alternate</i>	-	151-10013	1" X 5" Hex Head Cap Screw (2-Part Tooth)
6	16	152-10004	1" NC Jam Nut (End Flange)
7	VARIES	153-10002	1" Lock Washer
<i>Alternate</i>	-	153-10003	1" Flat Washer, Hardened Steel (<i>reference 152-10005</i>)
8	VARIES	153-12502-09	1-1/4" High Collar Lock Washer
9	VARIES	155-03889-2	Bushing, Hardened Steel, 1-3/4" X 1" X 1"
<i>Alternate</i>	-	155-03892-2	Bushing, Hardened Steel, 2" X 1" X 1-1/4"
10	2	181-54351	5-7/16" 226 Bearing (complete) consisting of:
10a	2	181-54352	5-7/16" 226 Pillow Block Housing
10b	2	181-54353	5-7/16" 226 Bearing Unit
10c	2	181-54354	5-7/16" 226 Adapter Assembly
10d	4	181-54355	5-7/16" 226 Oil Seal
10e	1	181-54356	5-7/16" 226 Stabilizing Ring
11	1	185-08021	Limit Switch
12	VARIES	196-16138	#1613-B 1/8" 90 Degree Grease Fitting
13	1	299-00305	Guard Cover for Shaft Extension
14	VARIES	301-03590	KC Tooth
<i>Alternate</i>	-	301-03590-4	KC Tooth, Severe Abrasion
<i>Alternate</i>	-	301-17287	KC 2-Part Tooth
<i>Alternate</i>	-	301-17287-4	KC 2-Part Tooth, Severe Abrasion
15	VARIES	302-03542	Anvil Point, Large, XL-KC Hogs
16	VARIES	302-03543	Anvil Point, Small, XL-KC Hogs
<i>Alternate</i>	-	303-04009	6" Anvil Holder, 1-1/4" Bushing, XL-KC Hogs
17	VARIES	303-12998	6" Anvil Holder, 1" Bushing, XL-KC Hogs
<i>Alternate</i>	-	303-04010	9" Anvil Holder, 1-1/4" Bushing, XL-KC Hogs
18	1	303-12999	9" Anvil Holder, 1" Bushing, XL-KC Hogs
<i>Alternate</i>	-	304-03564	XL-KC Ring, Large, Fixed Lugs
19	VARIES	304-03568	XL-KC Ring, Large, Insert Lugs
<i>Alternate</i>	-	304-03565	XL-KC Ring, Small, Fixed Lugs

MATERIAL LIST

Material List 23-09-93

Refer to Serial Number and Order by Part Number and Description

Phone: 904-355-5671	Fax: 904-355-0401	MONTGOMERY INDUSTRIES INTERNATIONAL 2017 Thelma Street PO Box 3687 Jacksonville, Florida 32206
------------------------	----------------------	---

**GENERIC PARTS LIST – REFERENCE THE PARTS LIST FOR YOUR SERIAL NUMBER FOR
MACHINE-SPECIFIC INFORMATION AND PART QUANTITIES**

Reference	Qty	Part Number	Description
20	VARIABLES	304-03569	XL-KC Ring, Small, Insert Lugs
21	1	305-02005	XL-KC Shaft (Rotor)
22	1	305-04250	Screen Latch Pivot Shaft, KC models
23	1	305-07804	Anvil Rack Shaft for XL-KC Hogs
24	1	305-07323	Screen Pivot Shaft, XL-KC, No Keyway
<i>Alternate</i>	-	305-16572	Screen Pivot Shaft with Keyway for Hyd Reset, XL-KC Hogs
25	2	307-04883	End Flange for XL-KC Hogs
26	2	308-04906	Pressure Plate, Shaft, XL-KC Rotors
27	1	308-04913	Wear Plate Over Shaft, L/H (facing Anvil Holders), XL-KC, AR 35-3/8" Feed Opening
<i>Alternate</i>	-	308-10844	Wear Plate Over Shaft, L/H (facing Anvil Holders), XL-KC, AR 24" Feed Opening
28	1	308-04912	Wear Plate Over Shaft, R/H (facing Anvil Holders), XL-KC, AR 35-3/8" Feed Opening
<i>Alternate</i>	-	308-10843	Wear Plate Over Shaft, R/H (facing Anvil Holders), XL-KC, AR 24" Feed Opening
29	1	308-04914	Wear Plate, Front Door, XL-KC, AR
30	1	308-04915	Wear Plate, Rear Door, XL-KC, AR, 35-3/8" Feed Opening
<i>Alternate</i>	-	308-10822- 308-10822-U 308-10822-C 308-10822-L	Wear Plate, Rear Door, XL-KC, AR, 24" Feed Opening <i>Upper Wear Plate</i> <i>Center Wear Plate</i> <i>Lower Wear Plate</i>
31	2	309-04576	KC Screen Spacer, 4" O.D. X 1"
32	-	362-14476	Stick Spacer for XL-KC Screens
33	VARIABLES	314-03760-6	Shear Bolt, 1" X 6", Bronze
<i>Alternate</i>	-	314-13093	Shear Bolt, 1-1/4" X 6", Bronze
34	VARIABLES	317-13091	Bushing Block, 1", XL-KC Anvil Holders
<i>Alternate</i>	-	317-13478	Bushing Block, 1-1/4", XL-KC Anvil Holders
35	VARIABLES	320-03271	Insert Lug, Large, XL-KC Ring
35a	-	320-03271-CW	Insert Counterweight, Large, XL-KC Ring (Replaces one insert lug and tooth per ring)
36	VARIABLES	320-03272	Insert Lug, Small, XL-KC Ring
36a	-	320-03272-CW	Insert Counterweight, Small, XL-KC Ring (Replaces one insert lug and tooth per ring)
37	VARIABLES	329-03880	Key, Large XL-KC Ring, 1-1/2" X 2" X 2-3/4"

MATERIAL LIST

Material List 23-09-93

Refer to Serial Number and Order by Part Number and Description

Phone: 904-355-5671	Fax: 904-355-0401	MONTGOMERY INDUSTRIES INTERNATIONAL 2017 Thelma Street PO Box 3687 Jacksonville, Florida 32206
------------------------	----------------------	---

**GENERIC PARTS LIST – REFERENCE THE PARTS LIST FOR YOUR SERIAL NUMBER FOR
MACHINE-SPECIFIC INFORMATION AND PART QUANTITIES**

Reference	Qty	Part Number	Description
-----------	-----	-------------	-------------

38	VARIABLES	329-03881	Key, Small XL-KC Ring, 1-1/2" X 2" X 3-1/4"
39	1	329-03874	Key for Hog Shaft, 1-1/4" X 1-1/4" X 7" (4-15/16 Shaft Extension)
40	2	329-06762	Split Retaining Ring, XL-KC Hogs
41	1	352-07505	Locking Bar for Screen Latch, XL-KC
42	2	352-05920	Cover for KC Screen Inspection Hole
43	1	362-04386	Baffle Screen for XL-KC Hog
<i>Alternate</i>	-	362-06710	Plate Screen, XL-KC, > 1.25" Holes
44	2	363-06392	Locking Bar for Inspection Door
45	2	363-06394	Inspection Door
46	1	363-07803	Rear Door for Model XL-KC, 35-3/8" Feed Opening
<i>Alternate</i>	-	363-10825	Rear Door for Model XL-KC, 24" Feed Opening
47	1	367-07291	Lower Housing for Model XL-KC
48	1	367-07801	Upper Housing, XL-KC, L/H
49	1	367-07802	Upper Housing, XL-KC, R/H
50	1	369-07341	Anvil Rack Assembly, XL-KC Hogs
51	1	369-06759	Anvil Holder Pressure Plate Assembly, L/H, XL-KC
52	1	369-06760	Anvil Holder Pressure Plate Assembly, R/H, XL-KC
<i>Alternate</i>	-	369-07289	Screen Latch for XL-KC, S/N < 1956
53	1	369-14467	Screen Latch for XL-KC, S/N > 1955