

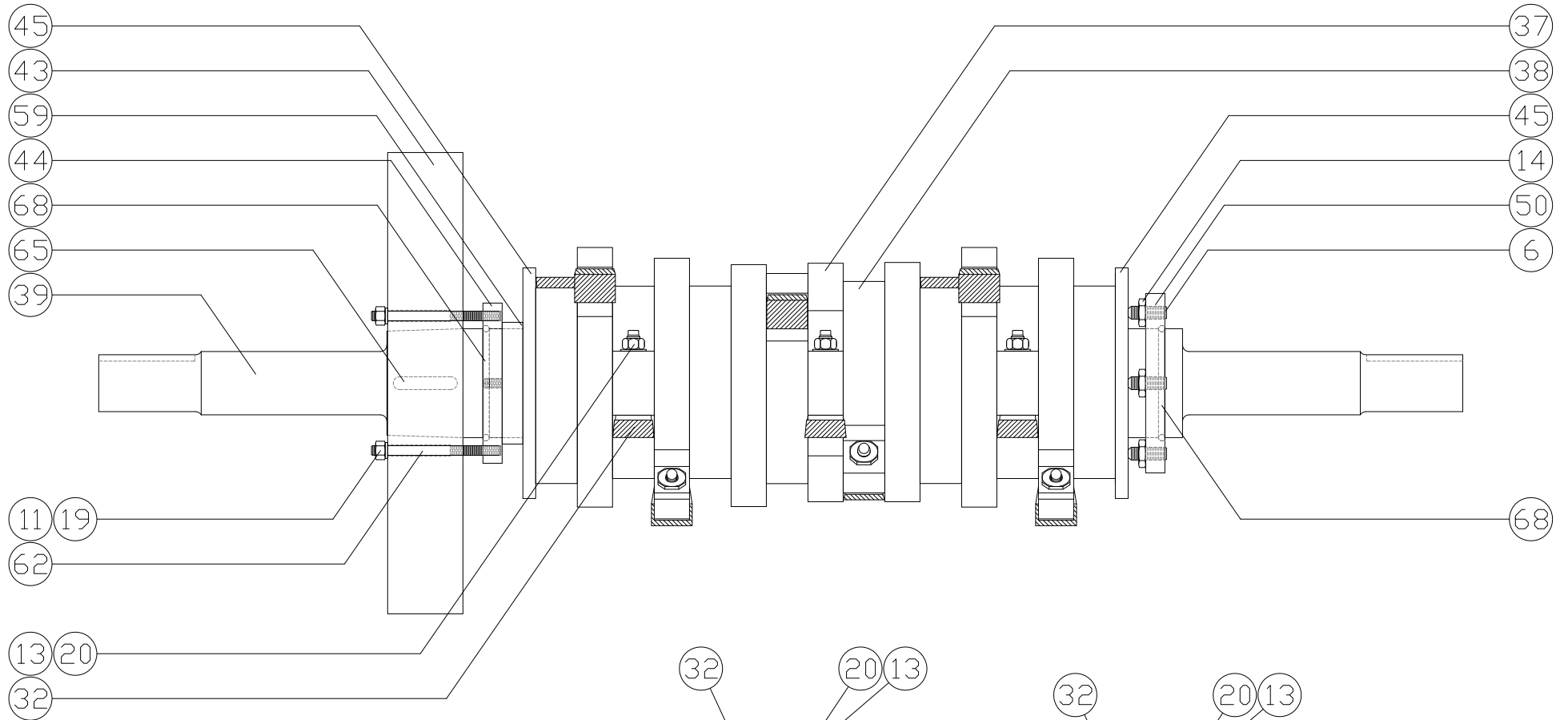
EQUIPMENT: MODEL PM-KC

**MONTGOMERY**  
INDUSTRIES INTERNATIONAL

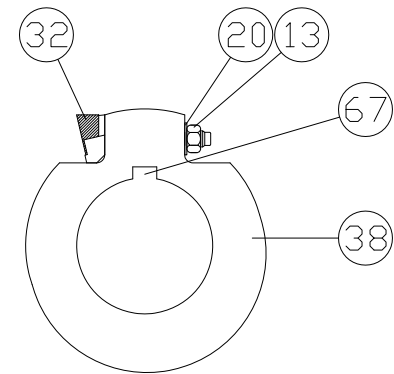
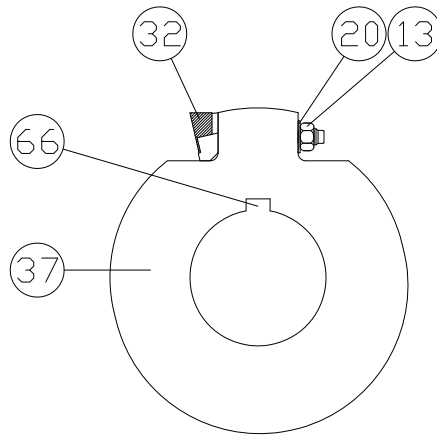
2017 Thelma Street | PO Box 3687  
Jacksonville, Florida 32206 U.S.A.  
Ph (904) 355-5671 Fax (904) 355-0401  
www.montgomeryindustries.com

MATERIAL LIST 23-08.18

PAGE 1 OF 5



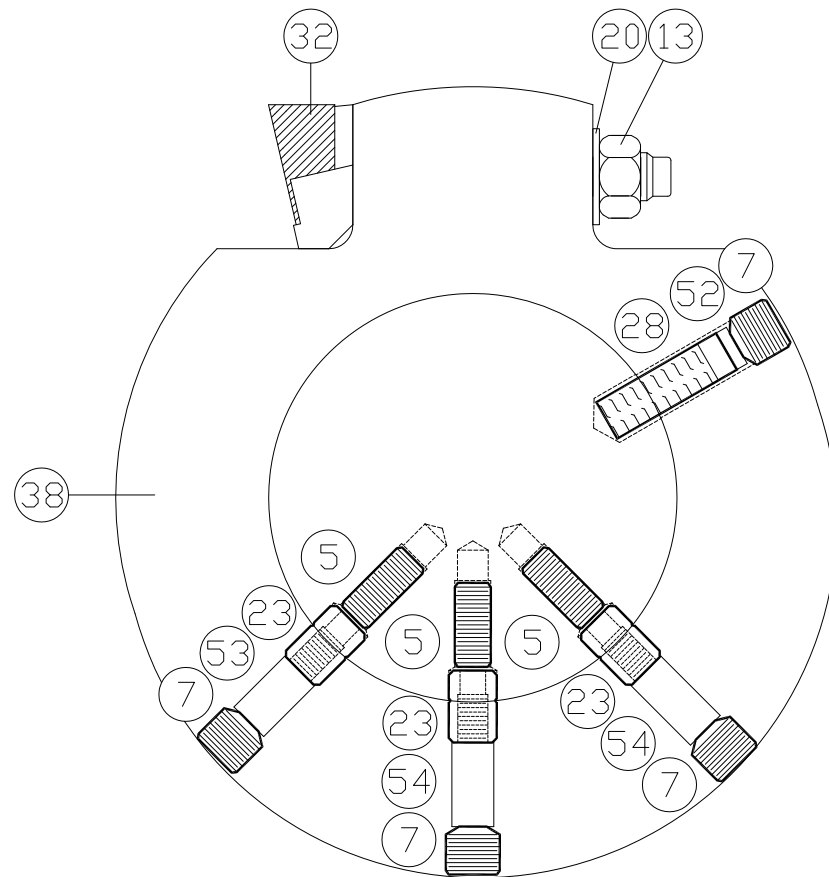
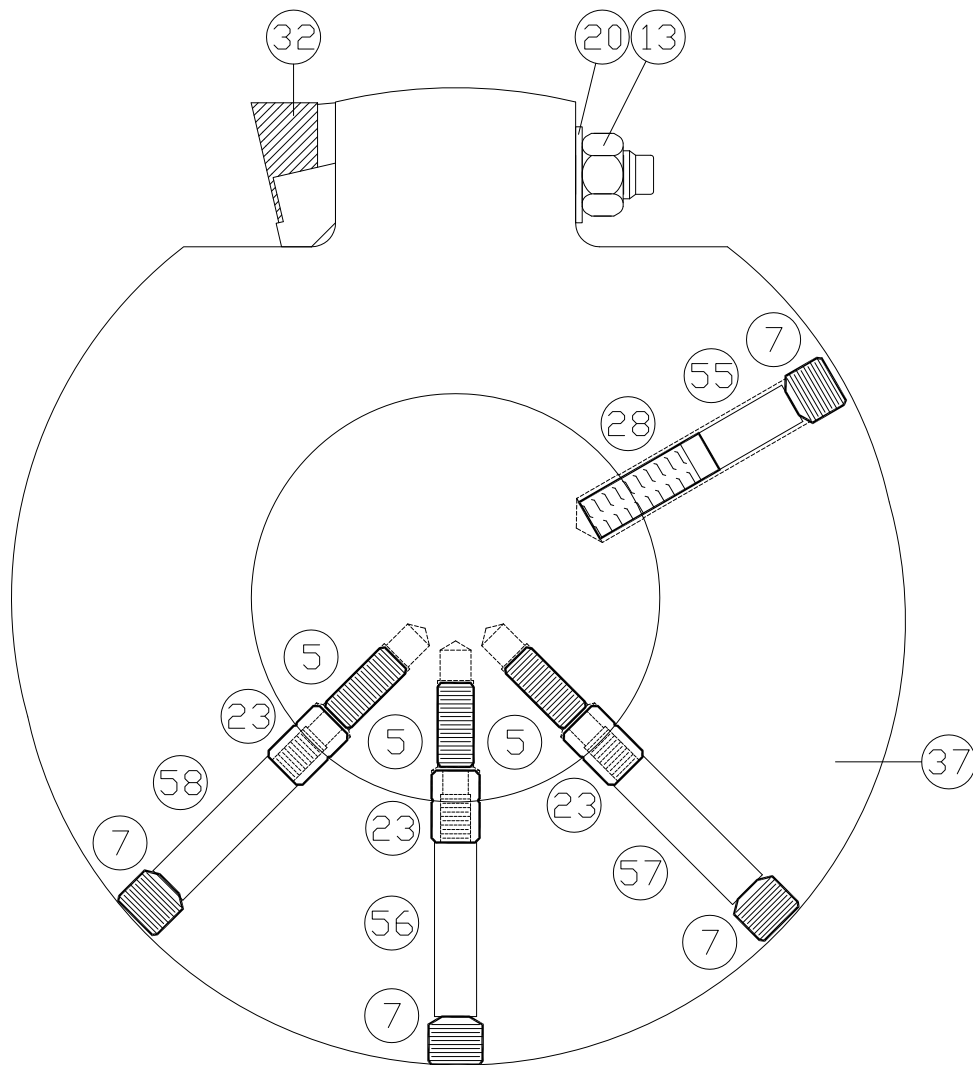
PM-KC RINGS  
FOR KEYS



EQUIPMENT: MODEL PM-KC



2017 Thelma Street | PO Box 3687  
 Jacksonville, Florida 32206 U.S.A.  
 Ph (904) 355-5671 Fax (904) 355-0401  
[www.montgomeryindustries.com](http://www.montgomeryindustries.com)

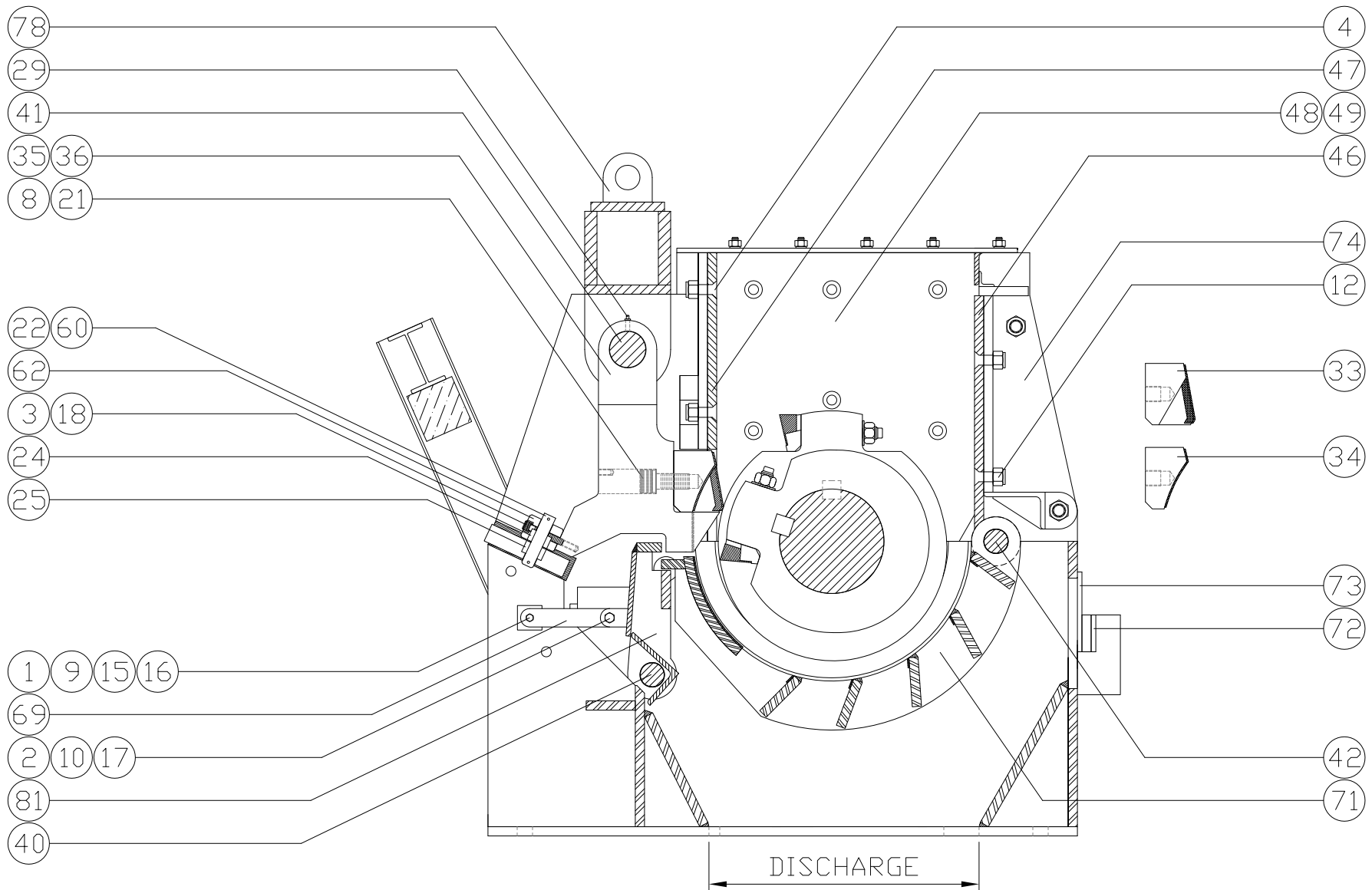


PM-KC RINGS  
FOR SHEAR PINS

EQUIPMENT: MODEL PM-KC



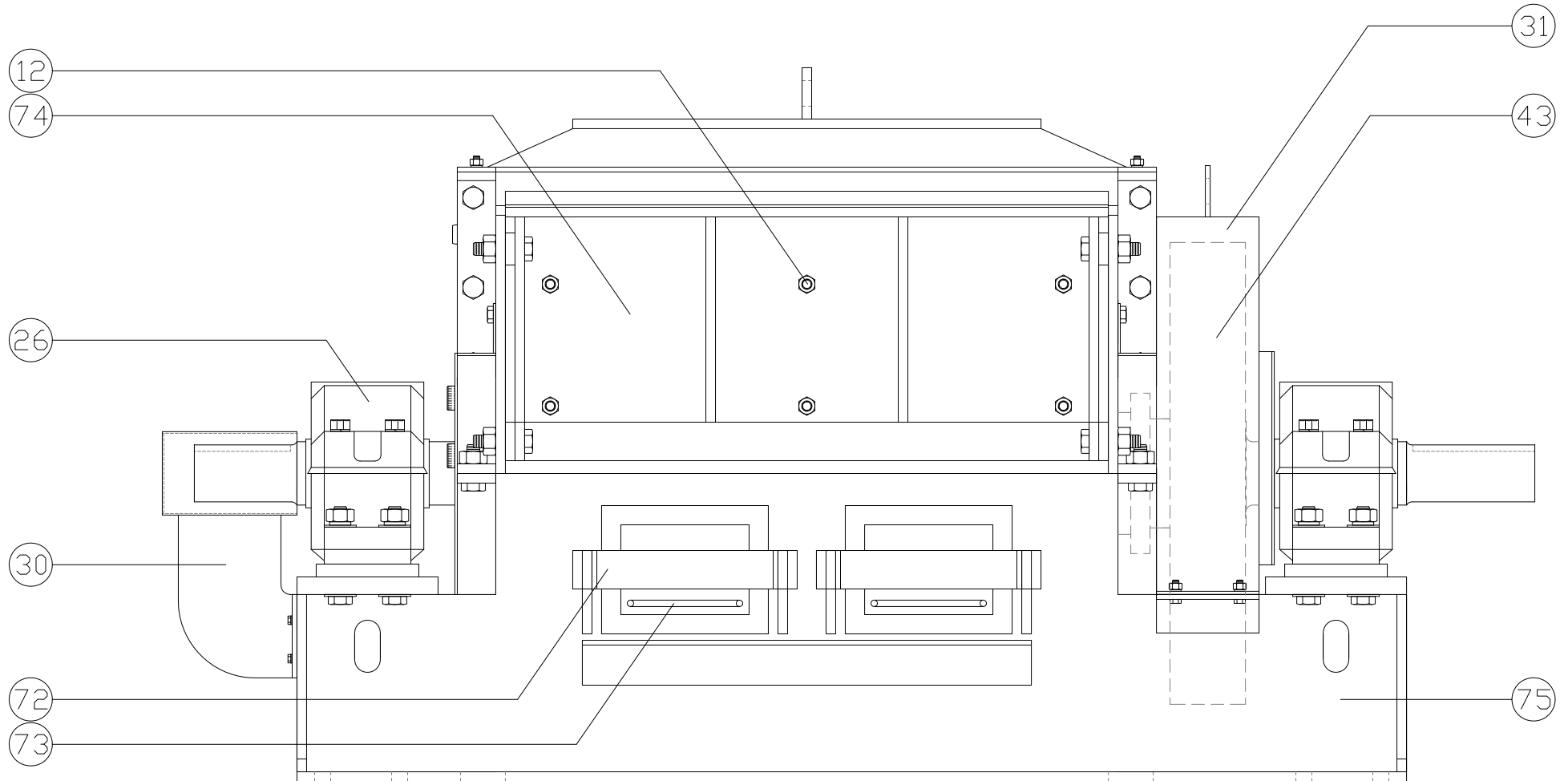
2017 Thelma Street | PO Box 3687  
Jacksonville, Florida 32206 U.S.A.  
Ph (904) 355-5671 Fax (904) 355-0401  
www.montgomeryindustries.com



EQUIPMENT: MODEL PM-KC



2017 Thelma Street | PO Box 3687  
Jacksonville, Florida 32206 U.S.A.  
Ph (904) 355-5671 Fax (904) 355-0401  
www.montgomeryindustries.com



EQUIPMENT: MODEL PM-KC



2017 Thelma Street | PO Box 3687  
Jacksonville, Florida 32206 U.S.A.  
Ph (904) 355-5671 Fax (904) 355-0401  
www.montgomeryindustries.com

**GENERIC PARTS LIST – REFERENCE THE PARTS LIST FOR YOUR SERIAL NUMBER FOR MACHINE-SPECIFIC INFORMATION AND PART QUANTITIES**

Item	Qty	Part Number	Description
1	1	151-03811	3/8" x 2-1/2" Grade-2 Hex Head Shear Bolt (Trip Latch Bar)
2	1	151-05005	1/2" x 1-1/2" Grade-5 Hex Head Cap Screw (Trip Latch)
3	VARIABLES	151-05041	1/2" x 3-1/2" Socket Head Cap Screw (Bushing Blocks)
4	VARIABLES	151-07552	3/4" x 3" Flat Head Socket Cap Screw (Wear Plates)
5	VARIABLES	151-07564	3/4" x 1-3/4" Socket Set Screw (Shear Pins)
6	VARIABLES	151-10061	1" x 3" Socket Set Screw (Retaining Flange - Keys)
7	VARIABLES	151-11355	1-1/8" NF X 1" Socket Set Screw (Shear Pins / Oil Cylinders)
8	VARIABLES	151-12533	1-1/4" x 3" Socket Head Cap Screw (Anvil Points)
9	1	152-03801	3/8" Hex Nut, Heavy (Trip Latch Bar)
10	1	152-05001	1/2" Hex Nut, Heavy (Trip Latch)
11	4	152-07501	3/4" Hex Nut, Heavy (Flywheel Studs)
12	VARIABLES	152-07502-09	3/4" Nylon Insert Lock Nut, Heavy (Wear Plates)
13	VARIABLES	152-10001-02	1" 2H Hex Nut, Heavy (Teeth)
Alternate	-	151-10013	1" x 5" Hex Head Cap Screw (2-Part Tooth)
14	6	152-10004	1" Jam Nut (Retaining Flange)
15	2	153-03801	3/8" Flat Washer (Trip Latch Bar)
16	1	153-03802	3/8" Lock Washer (Trip Latch Bar)
17	1	153-05002	1/2" Lock Washer (Trip Latch)
18	VARIABLES	153-05002	1/2" Lock Washer (Bushing Blocks)
19	4	153-07502	3/4" Lock Washer (Flywheel Studs)
20	VARIABLES	153-10002	1" Lock Washer (Teeth)
21	VARIABLES	153-12502-09	1-1/4" High Collar Lock Washer (Anvil Points)
22	VARIABLES	154-01879	3/16" x 2" Steel Cotter Pin (Shear Bolts)
23	VARIABLES	154-03759-6	Shear Pin, Bronze
24	VARIABLES	155-03889-2	Bushing, Hardened Steel, 1-3/4" X 1" X 1" (Bushing Blocks)
25	VARIABLES	155-03889-2	Bushing, Hardened Steel, 1-3/4" X 1" X 1" (Anvil Plate)
26	2	181-49301	4-15/16" Bearing (complete) consisting of:
26a	2	181-49302	4-15/16" Pillow Block Housing
26b	2	181-49303	4-15/16" Bearing Unit
26c	2	181-49304	4-15/16" Adapter Assembly

**GENERIC PARTS LIST – REFERENCE THE PARTS LIST FOR YOUR SERIAL NUMBER FOR MACHINE-SPECIFIC INFORMATION AND PART QUANTITIES**

Item	Qty	Part Number	Description
26d	4	181-49305	4-15/16" Oil Seal
26e	1	181-49306	4-15/16" Stabilizing Ring
27	1	185-08021	Limit Switch
28	VARIABLES	196-03930	Oil Cylinder
29	VARIABLES	196-16138	#1613-B 1/8" 90 Degree Grease Fitting
30	1	299-00305	Guard Cover for Shaft Extension
31	1	299-00306	Guard Cover, Flywheel, Gravity Feed
Alternate	-	301-02174	KC Tooth, High Rake, 26 Deg
32	VARIABLES	301-03590	KC Tooth
Alternate	-	301-03590-4	KC Tooth, Severe Abrasion
Alternate	-	301-17287	KC 2-Part Tooth
Alternate	-	301-17287-4	KC 2-Part Tooth, Severe Abrasion
Alternate	-	301-17616	KC Tooth, High Rake, 45 Deg
33	VARIABLES	302-03540	Anvil Point, Large, PM-KC & CS-KC Hogs each uses (1) 151-12533 each uses (1) 153-12502-09
34	VARIABLES	302-03541	Anvil Point, Small, PM-KC & CS-KC Hogs each uses (1) 151-12533 each uses (1) 153-12502-09
35	1	303-13066	9" Anvil Holder, 1" Bushing, PM-KC Hogs
36	VARIABLES	303-13067	6" Anvil Holder, 1" Bushing, PM-KC Hogs
Alternate	-	304-03560	PM-KC Ring, Large, for Shear Pins
37	VARIABLES	304-03560-K	PM-KC Ring, Large, for Keys
Alternate	-	304-03561	PM-KC Ring, Small, for Shear Pins
38	VARIABLES	304-03561-K	PM-KC Ring, Small, for Keys
Alternate	1	305-02003	PM-KC Shaft for Shear Pins (Rotor)
39	1	305-02003	PM-KC Shaft for Keys (Rotor)
40	1	305-04250	Screen Latch Pivot Shaft, KC Models
41	1	305-0427	Anvil Rack Shaft for PM-KC & CS-KC Hogs
Alternate	1	305-07731	Screen Pivot Shaft without Keyway for PM-KC & CS-KC

**GENERIC PARTS LIST – REFERENCE THE PARTS LIST FOR YOUR SERIAL NUMBER FOR MACHINE-SPECIFIC INFORMATION AND PART QUANTITIES**

Item	Qty	Part Number	Description
42	1	305-14628	Screen Pivot Shaft w/ Keyway for Hyd Reset, PM/CS-KC
43	1	306-04030	6 X 36 ER Flywheel
44	1	307-04375	Flywheel Retaining Flange, ER
45	2	307-04530	End Flange for PM & PM-KC Hogs
46	1	308-04254	Wear Plate, Rear Door, PM-KC, AR 21" Feed Opening uses 151-07552 uses 152-07502-09
Alternate	1	308-05148	Wear Plate, Rear Door, PM-KC, AR 17" Feed Opening uses 151-07552 uses 152-07502-09
47	1	308-04257	Wear Plate, Front Door, PM-KC, AR uses 151-07552 uses 152-07502-09
48	1	308-04266	Wear Plate Over Shaft, L/H (facing anvil holders), PM-KC, AR 21" Feed Opening uses (6) 151-07552 uses (6) 152-07502-09
Alternate	-	308-04358	Wear Plate Over Shaft, L/H (facing anvil holders), PM-KC, AR 17" Feed Opening uses (5) 151-07552 uses (5) 152-07502-09
49	1	308-04267	Wear Plate Over Shaft, R/H (facing anvil holders), PM-KC, AR 21" Feed Opening uses (6) 151-07552 uses (6) 152-07502-09
Alternate	-	308-04357	Wear Plate Over Shaft, R/H (facing anvil holders), PM-KC, AR 17" Feed Opening uses (5) 151-07552 uses (5) 152-07502-09



**GENERIC PARTS LIST – REFERENCE THE PARTS LIST FOR YOUR SERIAL NUMBER FOR MACHINE-SPECIFIC INFORMATION AND PART QUANTITIES**

Item	Qty	Part Number	Description
50	1	308-04905	Shaft Pressure Plate for PM-KC (Keys), CS-KC, HH Rotors
51	2	309-04576	KC Screen Spacer, 4" O.D. x 1" Long
52	VARIABLES	311-03935	Spacer – 7/8 X 1/4 (Oil Cylinder, Small PM-KC Ring)
53	VARIABLES	311-03937	Spacer – 7/8 X 1-1/2 (Shear Pin, Small PM-KC Ring)
54	VARIABLES	311-03939	Spacer – 7/8 X 1-3/4 (Shear Pin, Small PM-KC Ring)
55	VARIABLES	311-03941	Spacer – 7/8 X 2 (Oil Cylinder, Large PM-KC Ring)
56	VARIABLES	311-03945	Spacer – 7/8 X 3-5/8 (Shear Pin, Large PM-KC Ring)
57	VARIABLES	311-03948	Spacer – 7/8 X 3-1/2 (Shear Pin, Large PM-KC Ring)
58	VARIABLES	311-03951	Spacer – 7/8 X 3-3/8 (Shear Pin, Large PM-KC Ring)
59	1	311-06450	Spacer Ring for PM-KC Shaft with Keys
60	-	311-14502	Stick Spacer for PM-KC Screens
61	VARIABLES	314-03760-6	Shear Bolt, 1" x 6", Bronze each includes (2) 154-01879
62	4	314-07596	Flywheel Stud, 3/4 X 10 (6 X 36 Flywheel)
63	VARIABLES	317-13092	Bushing Block, 1", PM-KC & CS-KC Anvil Holders each includes (2) 151-05041 each includes (2) 153-05002 each includes (1) 155-03889-2
64	1	329-03878	Key for Hog Shaft, 1" x 1" x 7" (4-7/16 Shaft Extension)
65	1	329-03879	Key for Flywheel, 1" x 1" x 4"
66	VARIABLES	329-03896	Key, Large PM-KC Ring, 1-1/2" x 1-1/2" x 2-3/4"
67	VARIABLES	329-03897	Key, Small PM-KC Ring, 1-1/2" x 1-1/2" x 3-1/4"
68	2	329-04136	Split Retaining Ring
69	1	352-04573	Locking Bar for Screen Latch
70	2	352-05920	Cover for KC Screen Latch Inspection Hole
71	1	362-04505-27	Baffle Screen for 27 PM-KC 4" Spacing, Std Clearance, No Hydraulic Reset
Alternate	-	362-05153	Plate Screen for PM-KC, >1.25" Holes with Baffles Std Clearance, No Hydraulic Reset
72	1	363-06392	Locking Bar for Inspection Door

**GENERIC PARTS LIST – REFERENCE THE PARTS LIST FOR YOUR SERIAL NUMBER FOR MACHINE-SPECIFIC INFORMATION AND PART QUANTITIES**

Item	Qty	Part Number	Description
73	1	363-06394	Inspection Door
74	1	363-05150	Rear Door for Model PM-KC, 21" Feed Opening
Alternate	-	363-07593	Rear Door for Model PM-KC, 17" Feed Opening
75	1	367-05162	Lower Housing for Model PM-KC
76	1	367-07591	Upper Housing, PM-KC, L/H (Specify Feed Opening)
77	1	367-07592	Upper Housing, PM-KC, R/H (Specify Feed Opening)
78	1	369-04457	Anvil Rack Assembly, PM-KC & CS-KC Hogs
79	1	369-04565	Anvil Holder Pressure Plate Assembly, L/H
80	1	369-04566	Anvil Holder Pressure Plate Assembly, R/H
81	1	369-04590	Screen Latch for PM-KC